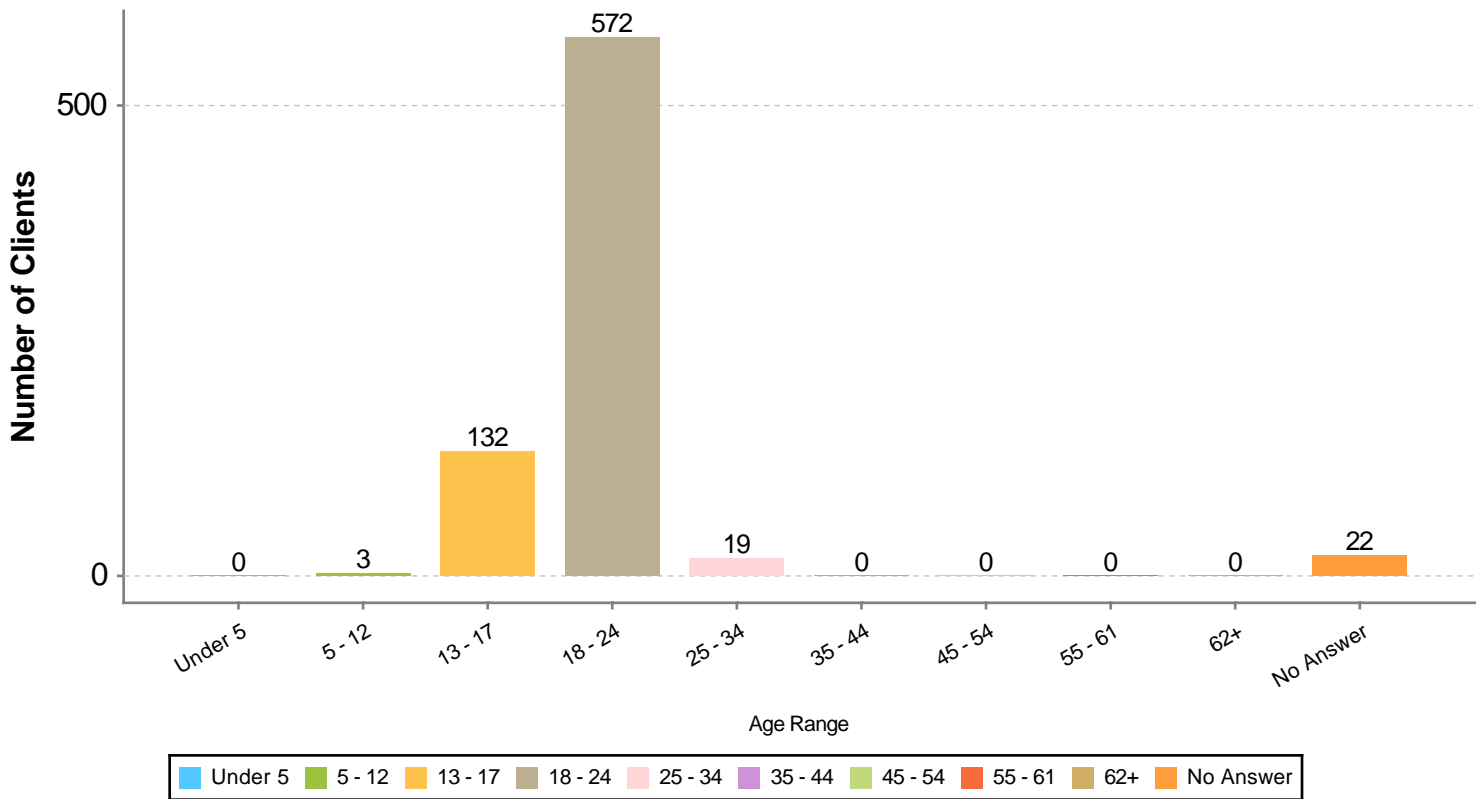


# Client Demographics Report

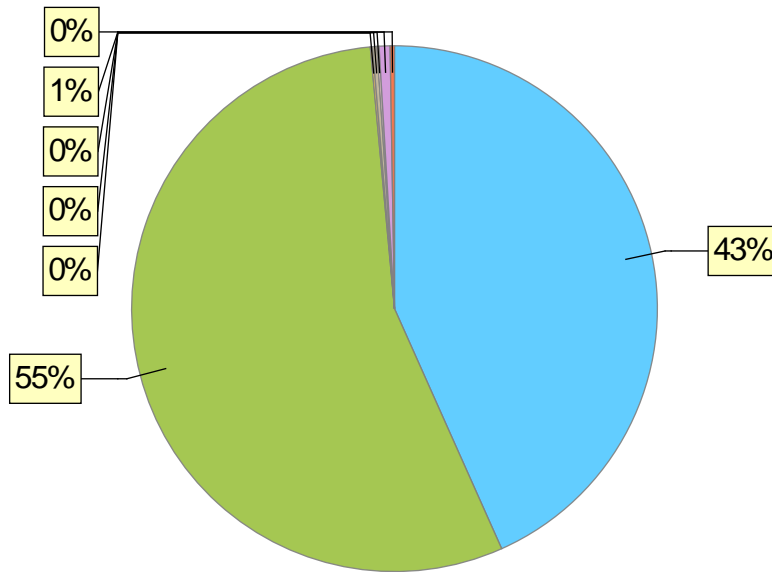
**The Eddy House**  
 Date Range: 01/01/2018 AND 12/31/2018  
 Veteran: All  
 Client Project Stays: All active

### Client Age Range Chart



Age Range	# of Clients
Under 5	0
5 - 12	3
13 - 17	132
18 - 24	572
25 - 34	19
35 - 44	0
45 - 54	0
55 - 61	0
62+	0
No Answer	22
<b>Total:</b>	<b>748</b>

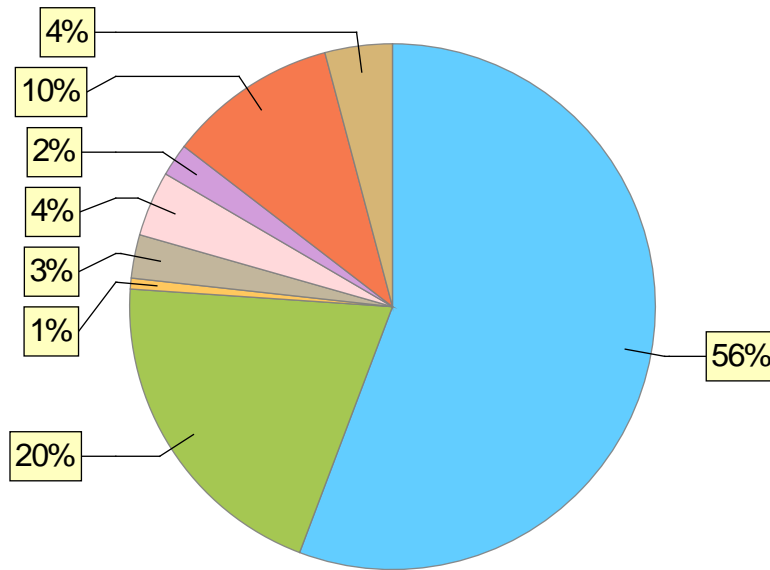
## Gender



● Female  
 ● Male  
 ● Trans Female (MTF or Male to Female)  
 ● Trans Male (FTM or Female to Male)  
 ● Gender Non-Conforming (i.e. not exclusively male or female)  
 ● Client doesn't know  
 ● No Answer

Gender	# of Clients
Female	324
Male	413
Trans Female (MTF or Male to Female)	1
Trans Male (FTM or Female to Male)	2
Gender Non-Conforming (i.e. not exclusively male or female)	1
Client doesn't know	5
Client refused	0
No Answer	2
<b>Total:</b>	<b>748</b>

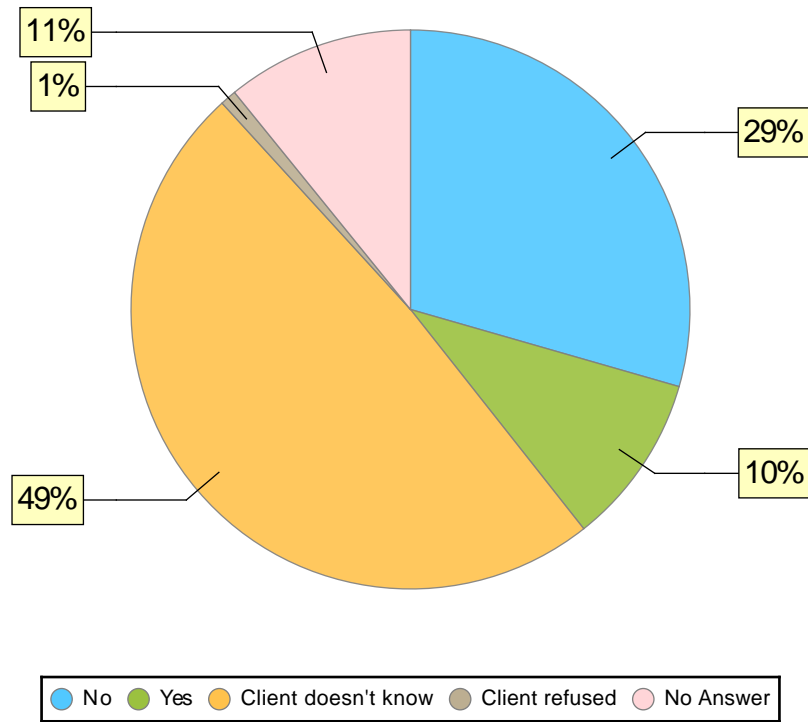
### Race



● White   
 ● Black or African American   
 ● Asian   
 ● American Indian or Alaska Native   
 ● Multiple races  
● Native Hawaiian or Other Pacific Islander   
 ● Client Don't know / Refused   
 ● No Answer

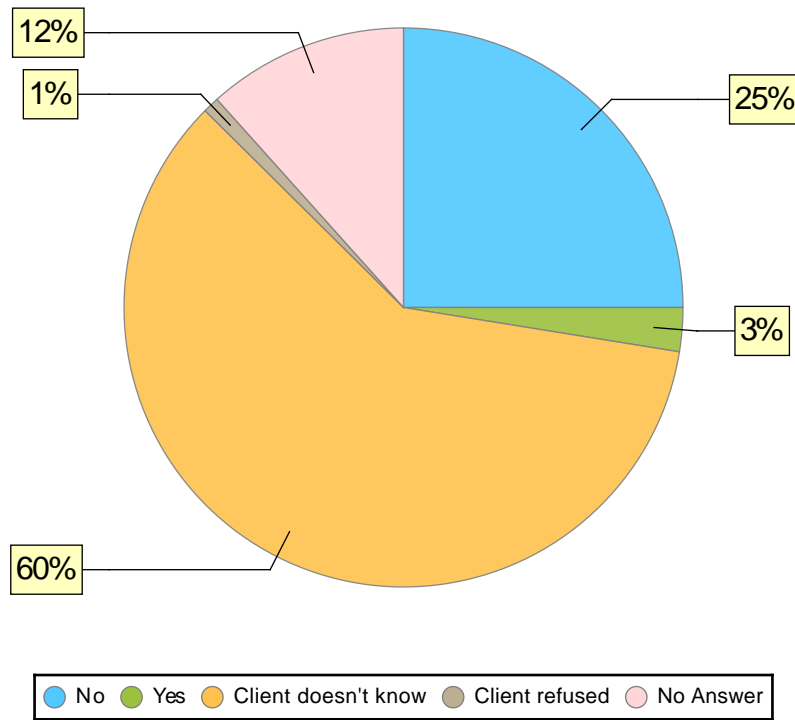
Race Demographic	# of Clients
White	417
Black or African American	152
Asian	5
American Indian or Alaska Native	20
Multiple races	30
Native Hawaiian or Other Pacific Islander	15
Client Don't know / Refused	78
No Answer	31
<b>Total:</b>	<b>748</b>

## Disabled Demographic ( Adults & HoHH ) Chart



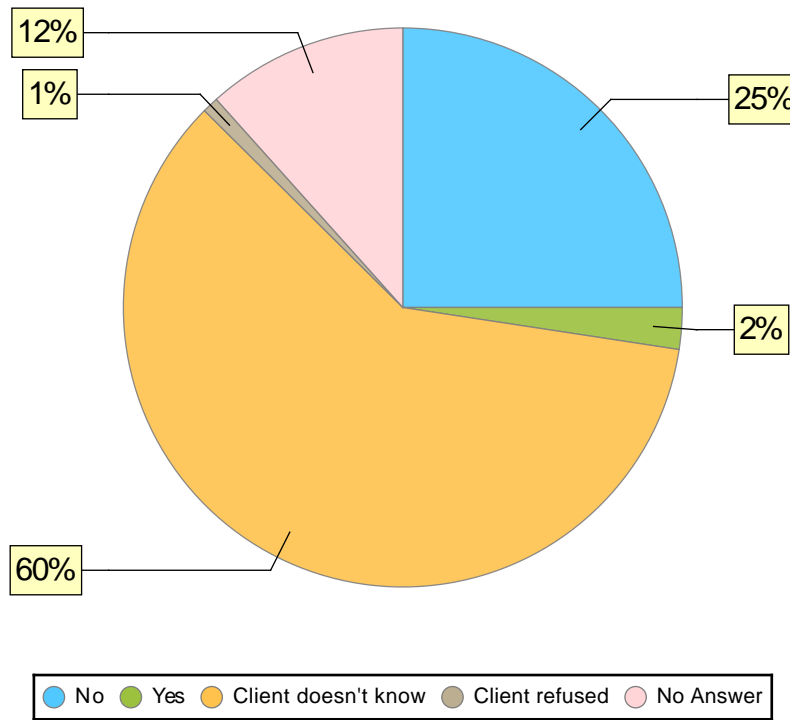
Disabled Demographic ( Adults & HoHH )	# of Clients
No	220
Yes	74
Client doesn't know	365
Client refused	7
No Answer	81
<b>Total:</b>	<b>747</b>

## Physical Disability Chart



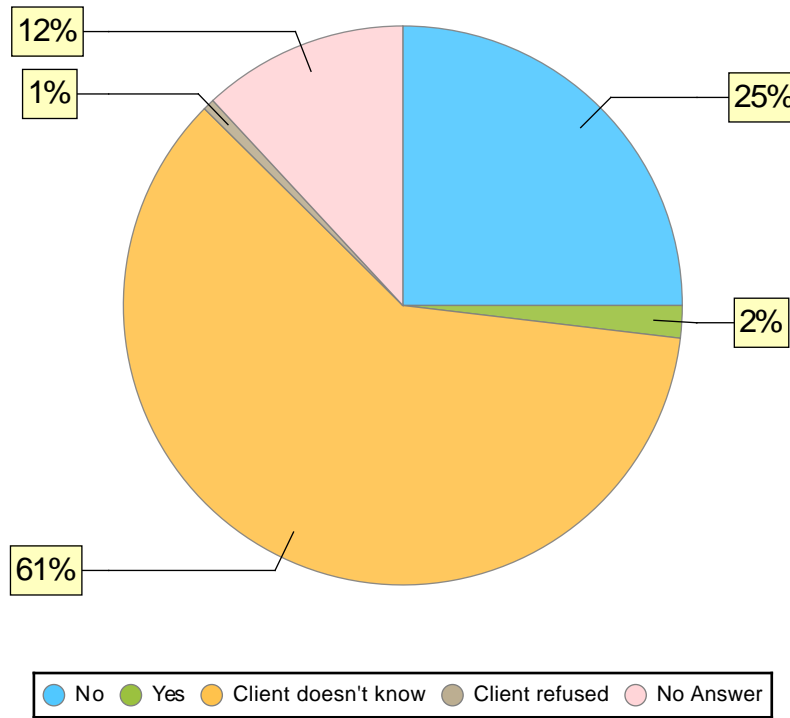
Physical Disability	# of Clients
No	187
Yes	19
Client doesn't know	448
Client refused	7
No Answer	87
<b>Total:</b>	<b>748</b>

**Developmental Disability Chart**



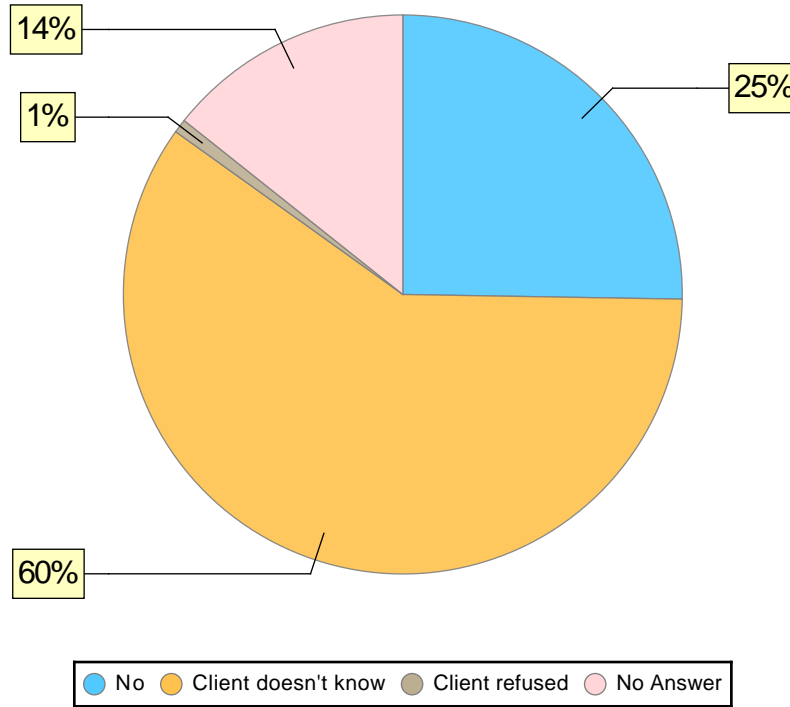
Developmental Disability	# of Clients
No	187
Yes	18
Client doesn't know	449
Client refused	7
No Answer	87
<b>Total:</b>	<b>748</b>

## Chronic Health Condition Chart



Chronic Health Condition	# of Clients
No	187
Yes	14
Client doesn't know	453
Client refused	5
No Answer	89
<b>Total:</b>	<b>748</b>

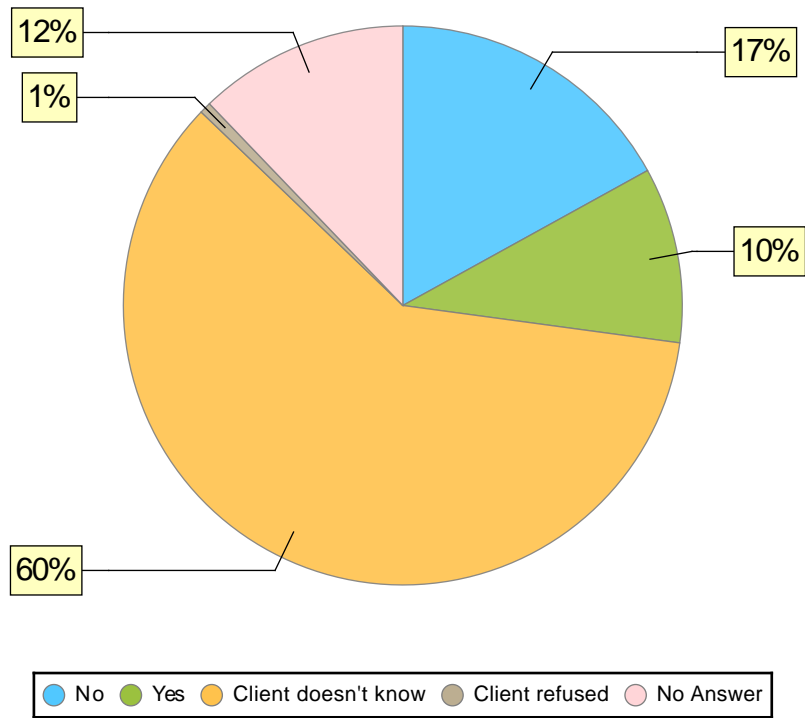
**HIV/AIDS Chart**



HIV/AIDS	# of Clients
No	189
Yes	0
Client doesn't know	446
Client refused	6
No Answer	107
<b>Total:</b>	<b>748</b>

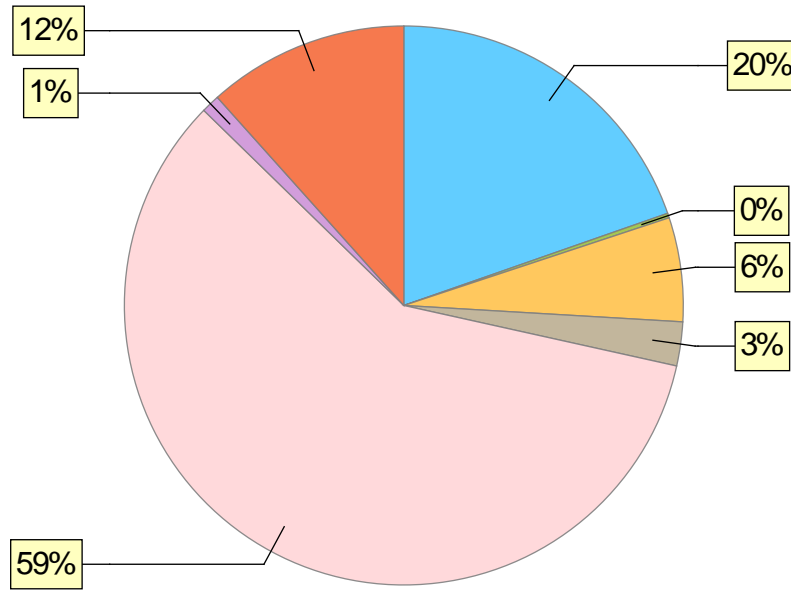


## Mental Health Problem Chart



Mental Health Problem	# of Clients
No	127
Yes	76
Client doesn't know	449
Client refused	5
No Answer	91
<b>Total:</b>	<b>748</b>

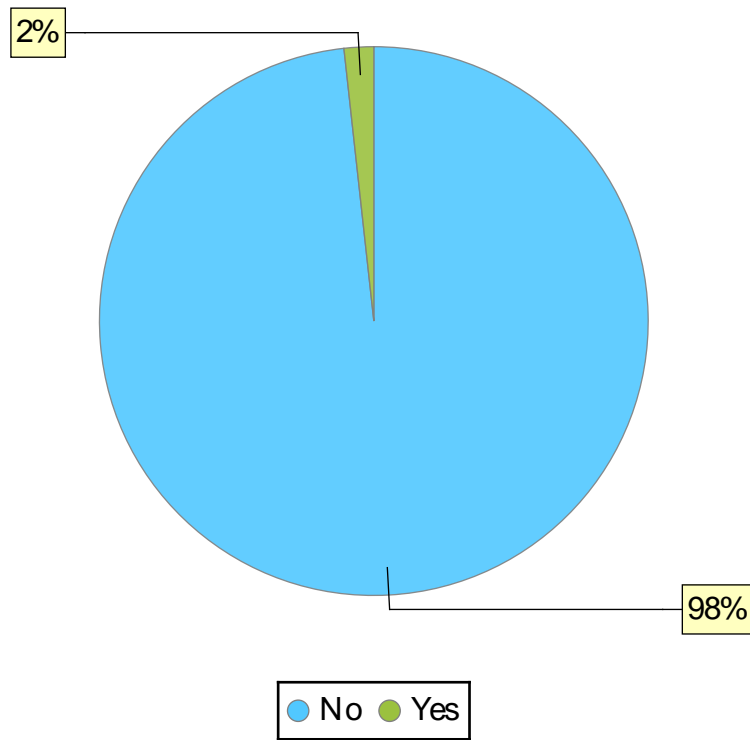
## Substance Abuse Chart



● No 
 ● Alcohol Abuse 
 ● Drug Abuse 
 ● Both Alcohol and Drug Abuse 
 ● Client doesn't know 
 ● Client refused 
 ● No Answer

Substance Abuse	# of Clients
No	147
Alcohol Abuse	2
Drug Abuse	45
Both Alcohol and Drug Abuse	19
Client doesn't know	440
Client refused	8
No Answer	87
<b>Total:</b>	<b>748</b>

## Chronic Homeless Demographic ( Adults & HoH ) Chart



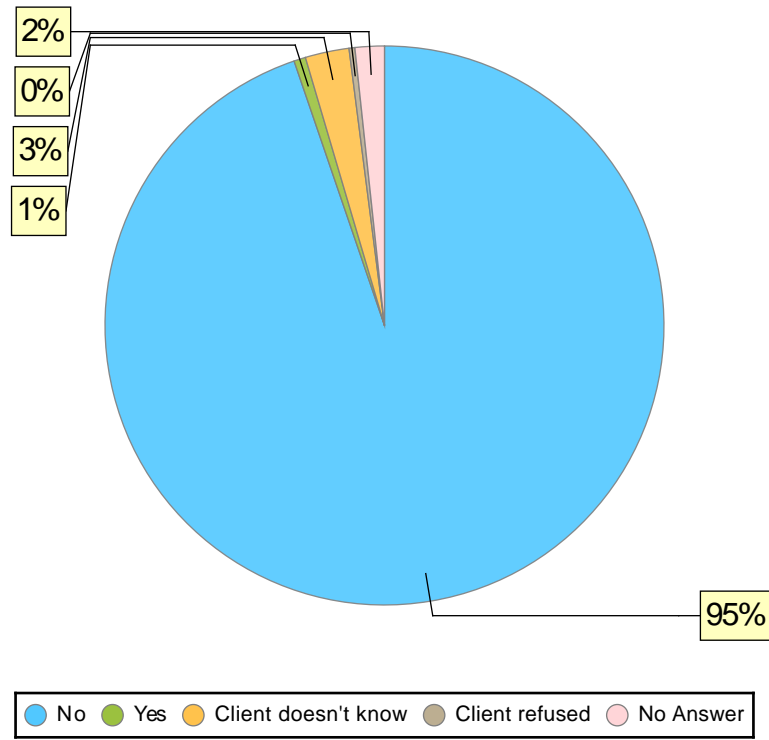
Chronic Homeless (Adults & HoH)	# of Clients
No	734
Yes	13
Client Entering From the Streets, ES, or Safe Haven	# of Clients
No	731
Yes	16
Approximate Date Started	# of Clients
365 Days or More	17
Less Than 365 Days	57
Missing	0
Not applicable	673
Times Homeless in the Past Three Years	# of Clients
One Time	10
Two Times	17
Three Times	10
Four or more times	26
Client doesn't know	4

# Client Demographics Report

**The Eddy House**  
 Date Range: 01/01/2018 AND 12/31/2018  
 Veteran: All  
 Client Project Stays: All active

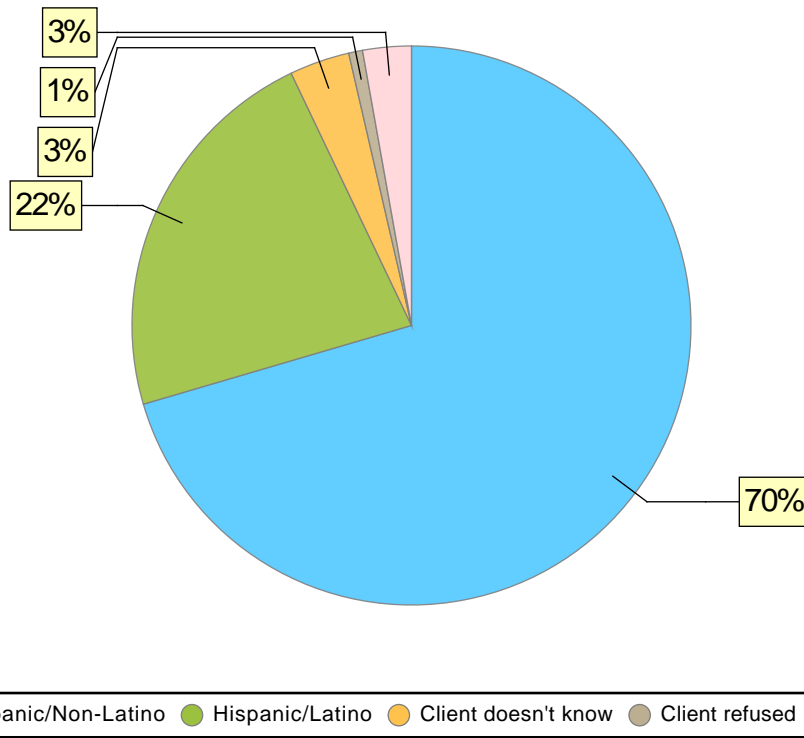
Times Homeless in the Past Three Years	# of Clients
Client refused	0
No Answer	680
Total Months Homeless in the Past Three years	# of Clients
One month (this time is the first month)	16
Two Months	7
Three Months	2
Four Months	3
Five Months	1
Six Months	3
Seven Months	0
Eight Months	0
Nine Months	0
Ten Months	3
Eleven Months	2
Twelve Months	2
More than 12 Months	21
Client doesn't know	5
Client refused	0
No Answer	7
Not Applicable	675
<b>Total:</b>	<b>747</b>

## Veteran Status - Adults Only



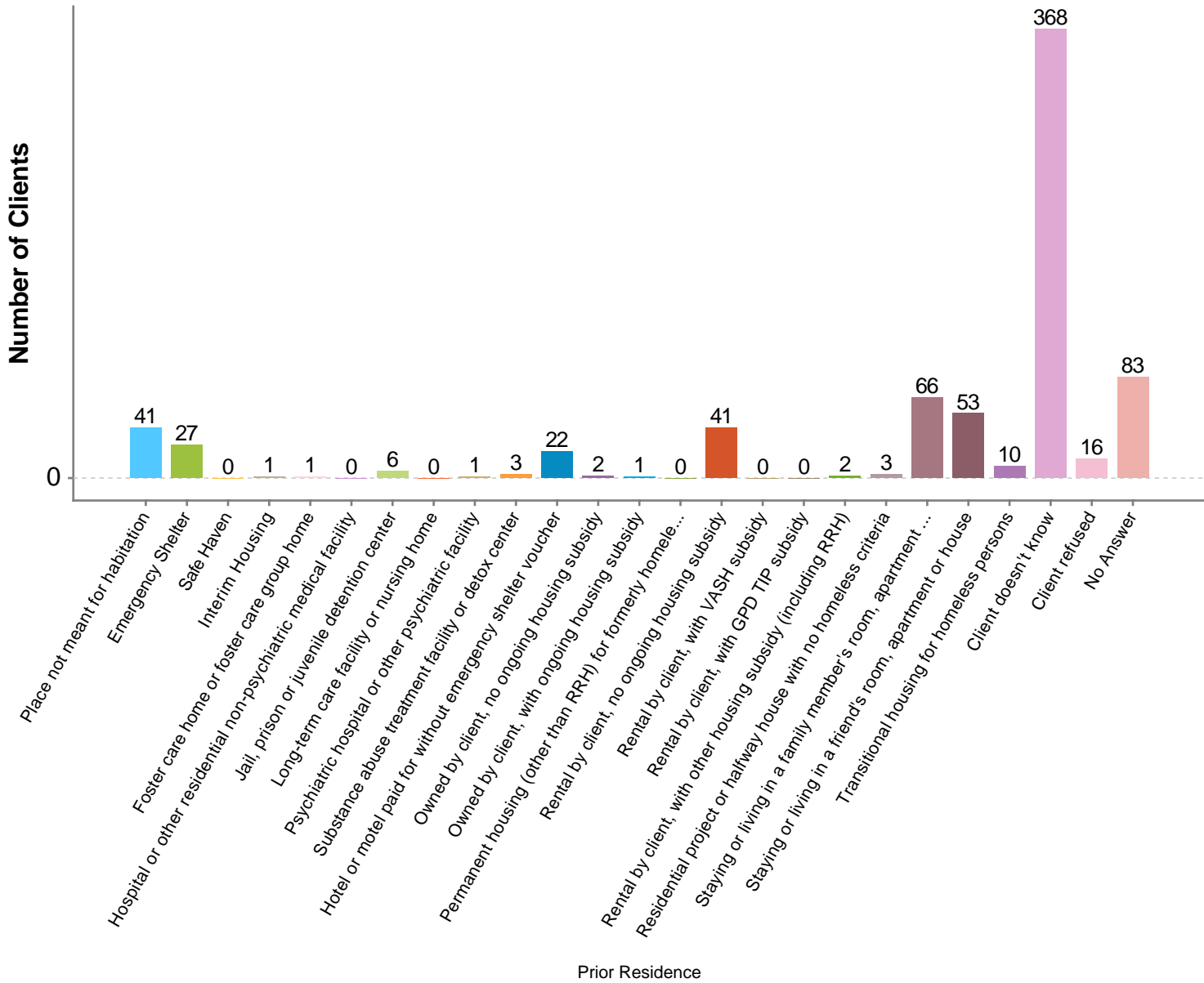
Veteran Demographic	# of Clients
No	560
Yes	4
Client doesn't know	15
Client refused	2
No Answer	10
<b>Total:</b>	<b>591</b>

**Hispanic Ethnicity Demographic**



Hispanic Ethnicity Demographic	# of Clients
Non-Hispanic/Non-Latino	527
Hispanic/Latino	168
Client doesn't know	26
Client refused	6
No Answer	21
<b>Total:</b>	<b>748</b>

## Prior Living Situation ( Adults & HoHH ) Chart



Place not meant for habitation	Emergency Shelter, including hotel/motel paid for with voucher	Safe Haven	Interim Housing
Foster care home or foster care group home	Hospital or other residential non-psychiatric medical facility		
Jail, prison or juvenile detention center	Long-term care facility or nursing home	Psychiatric hospital or other psychiatric facility	
Substance abuse treatment facility or detox center	Hotel or motel paid for without emergency shelter voucher		
Owned by client, no ongoing housing subsidy	Owned by client, with ongoing housing subsidy		
Permanent housing (other than RRH) for formerly homeless persons	Rental by client, no ongoing housing subsidy		
Rental by client, with VASH subsidy	Rental by client, with GPD TIP subsidy	Rental by client, with other housing subsidy (including RRH)	
Residential project or halfway house with no homeless criteria	Staying or living in a family member's room, apartment or house		
Staying or living in a friend's room, apartment or house	Transitional housing for homeless persons	Client doesn't know	Client refused
No Answer			

Prior Living Situation ( Adults & HoHH )	# of Clients
--	--------------

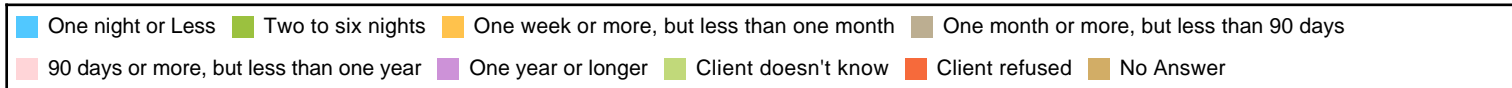
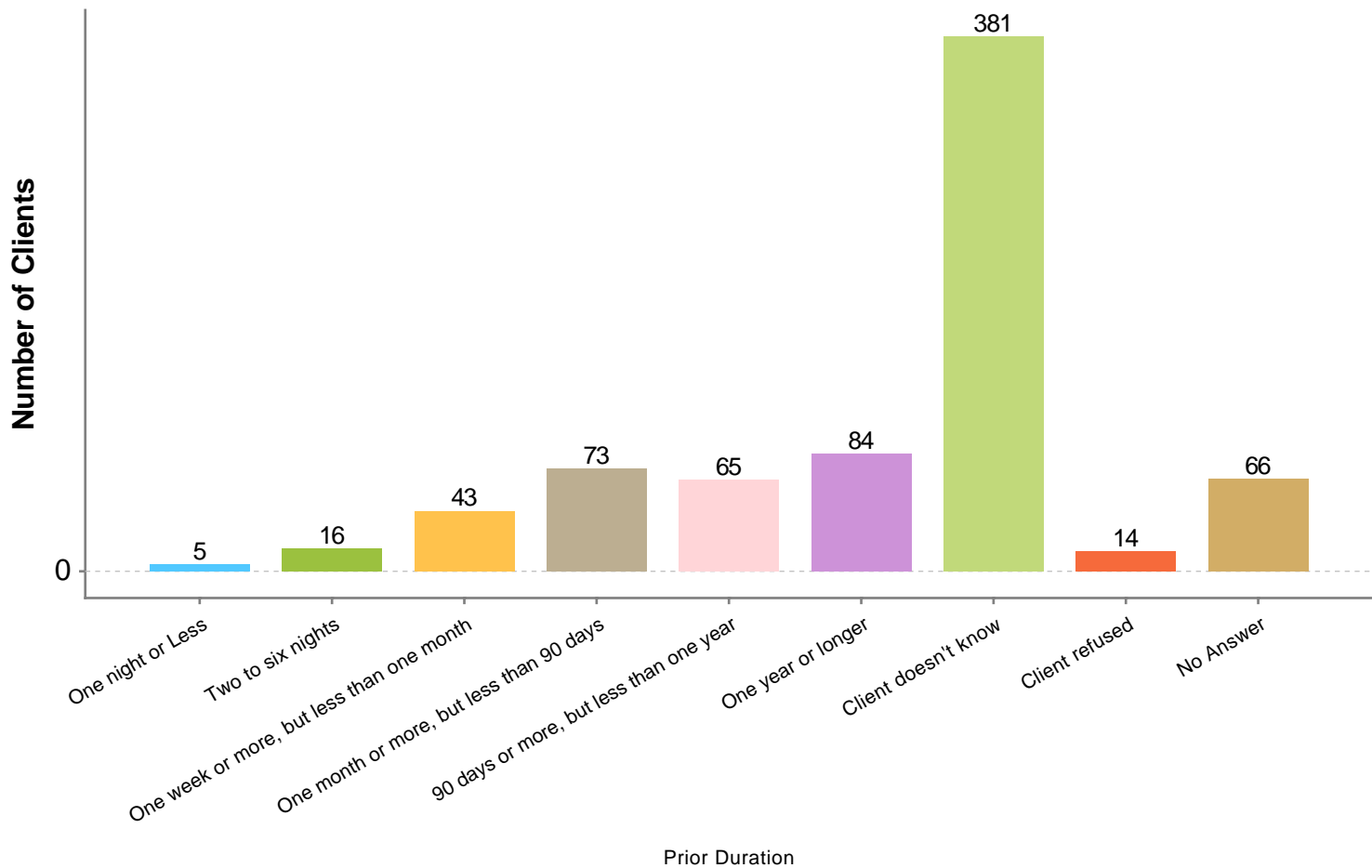
# Client Demographics Report

**The Eddy House**  
 Date Range: 01/01/2018 AND 12/31/2018  
 Veteran: All  
 Client Project Stays: All active

Prior Living Situation ( Adults & HoHH )	# of Clients
Place not meant for habitation	41
Emergency Shelter, including hotel/motel paid for with voucher	27
Safe Haven	0
Interim Housing	1
Foster care home or foster care group home	1
Hospital or other residential non-psychiatric medical facility	0
Jail, prison or juvenile detention center	6
Long-term care facility or nursing home	0
Psychiatric hospital or other psychiatric facility	1
Substance abuse treatment facility or detox center	3
Hotel or motel paid for without emergency shelter voucher	22
Owned by client, no ongoing housing subsidy	2
Owned by client, with ongoing housing subsidy	1
Permanent housing (other than RRH) for formerly homeless persons	0
Rental by client, no ongoing housing subsidy	41
Rental by client, with VASH subsidy	0
Rental by client, with GPD TIP subsidy	0
Rental by client, with other housing subsidy (including RRH)	2
Residential project or halfway house with no homeless criteria	3
Staying or living in a family member's room, apartment or house	66
Staying or living in a friend's room, apartment or house	53
Transitional housing for homeless persons	10
Client doesn't know	368
Client refused	16
No Answer	83
<b>Total:</b>	<b>747</b>

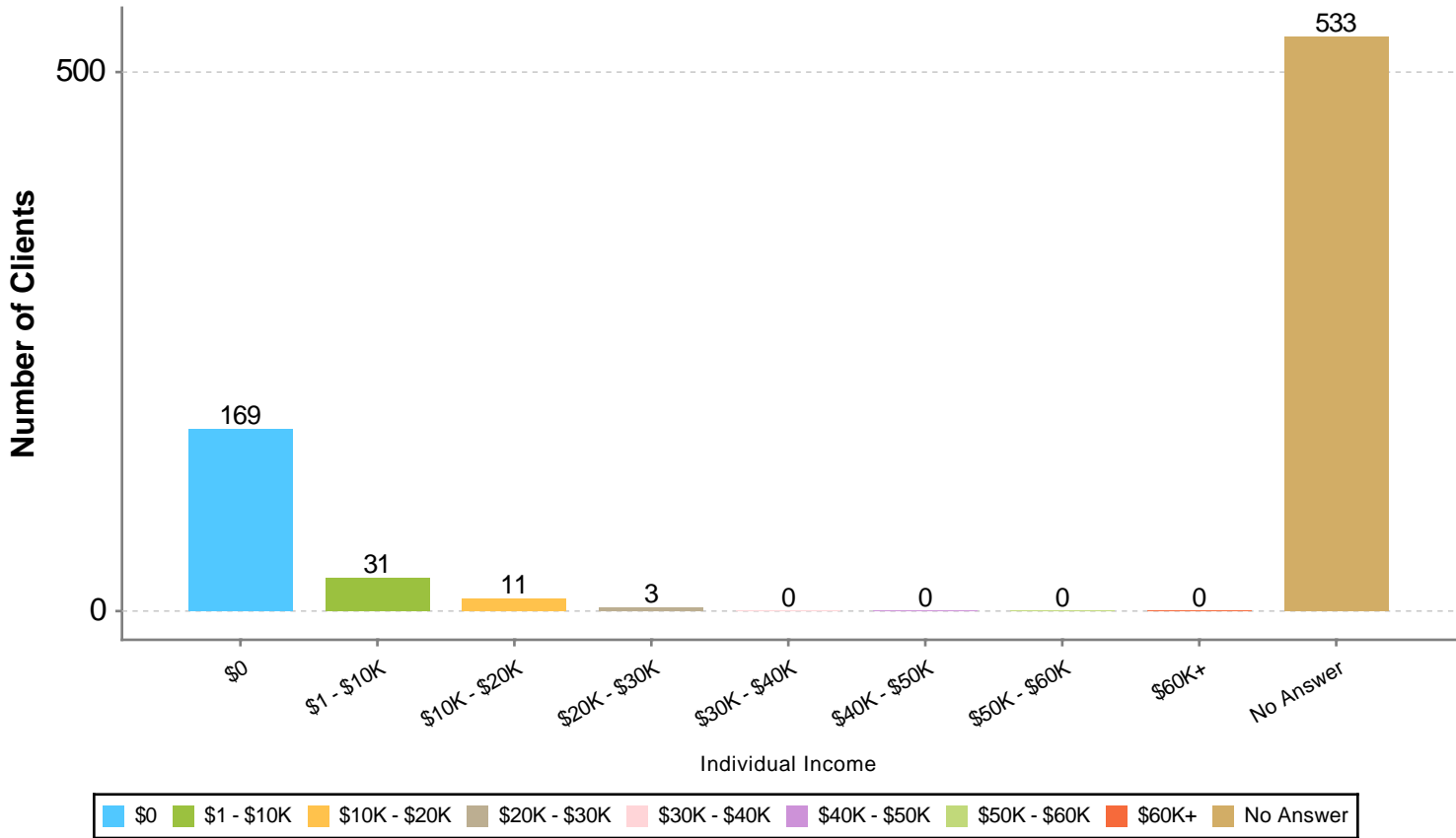


## Prior Living Duration ( Adults & HoHH ) Chart



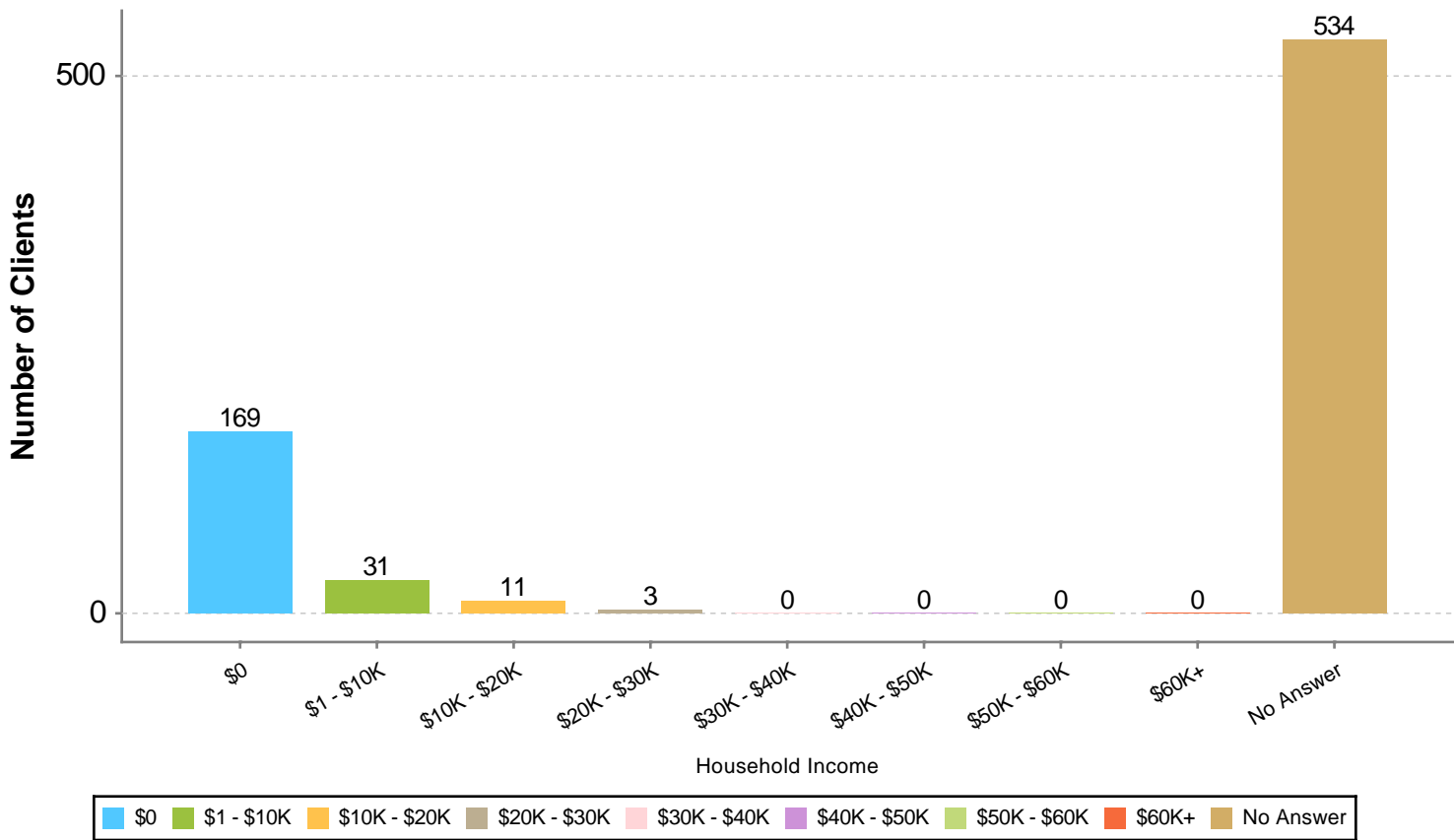
Prior Living Duration ( Adults & HoHH )	# of Clients
One night or Less	5
Two to six nights	16
One week or more, but less than one month	43
One month or more, but less than 90 days	73
90 days or more, but less than one year	65
One year or longer	84
Client doesn't know	381
Client refused	14
No Answer	66
<b>Total:</b>	<b>747</b>

## Individual Income ( Adults & HoHH ) Chart



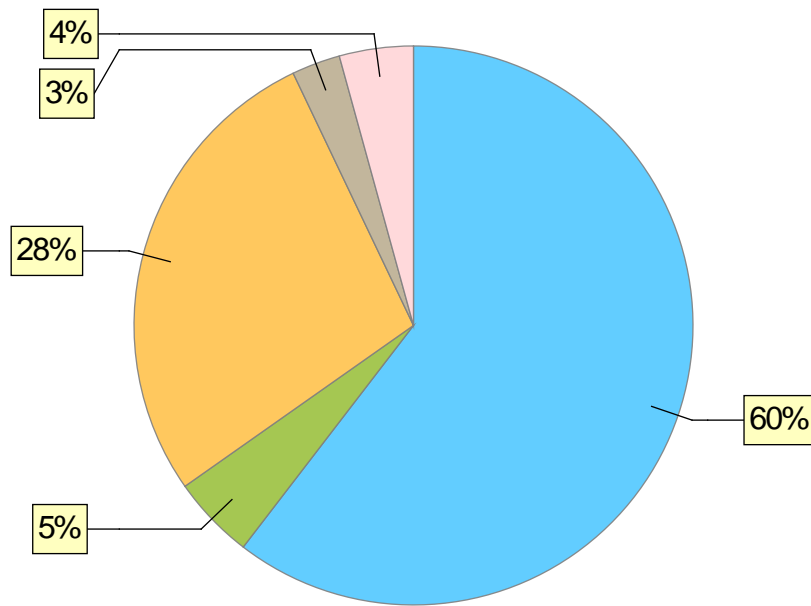
Individual Income ( Adults & HoHH )	# of Clients
\$0	169
\$1 - \$10K	31
\$10K - \$20K	11
\$20K - \$30K	3
\$30K - \$40K	0
\$40K - \$50K	0
\$50K - \$60K	0
\$60K+	0
No Answer	533
<b>Total:</b>	<b>747</b>

## Household Income Chart



Household Income	# of Clients
\$0	169
\$1 - \$10K	31
\$10K - \$20K	11
\$20K - \$30K	3
\$30K - \$40K	0
\$40K - \$50K	0
\$50K - \$60K	0
\$60K+	0
No Answer	534
<b>Total:</b>	<b>748</b>

### SSN Validity Chart



● Full SSN Reported  
 ● Approximate or partial SSN reported  
 ● Client doesn't know  
 ● Client refused  
 ● No Answer

SSN Validity	# of Clients
Full SSN Reported	452
Approximate or partial SSN reported	36
Client doesn't know	207
Client refused	21
No Answer	32
<b>Total:</b>	<b>748</b>

# Client Demographics Report

**The Eddy House**

Date Range: 01/01/2018 AND 12/31/2018

Veteran: All

Client Project Stays: All active

## Programs

### *Homeless Prevention*

The Eddy House - Homeless Prevention

### *PH - Rapid Re-Housing*

The Eddy House - RRH