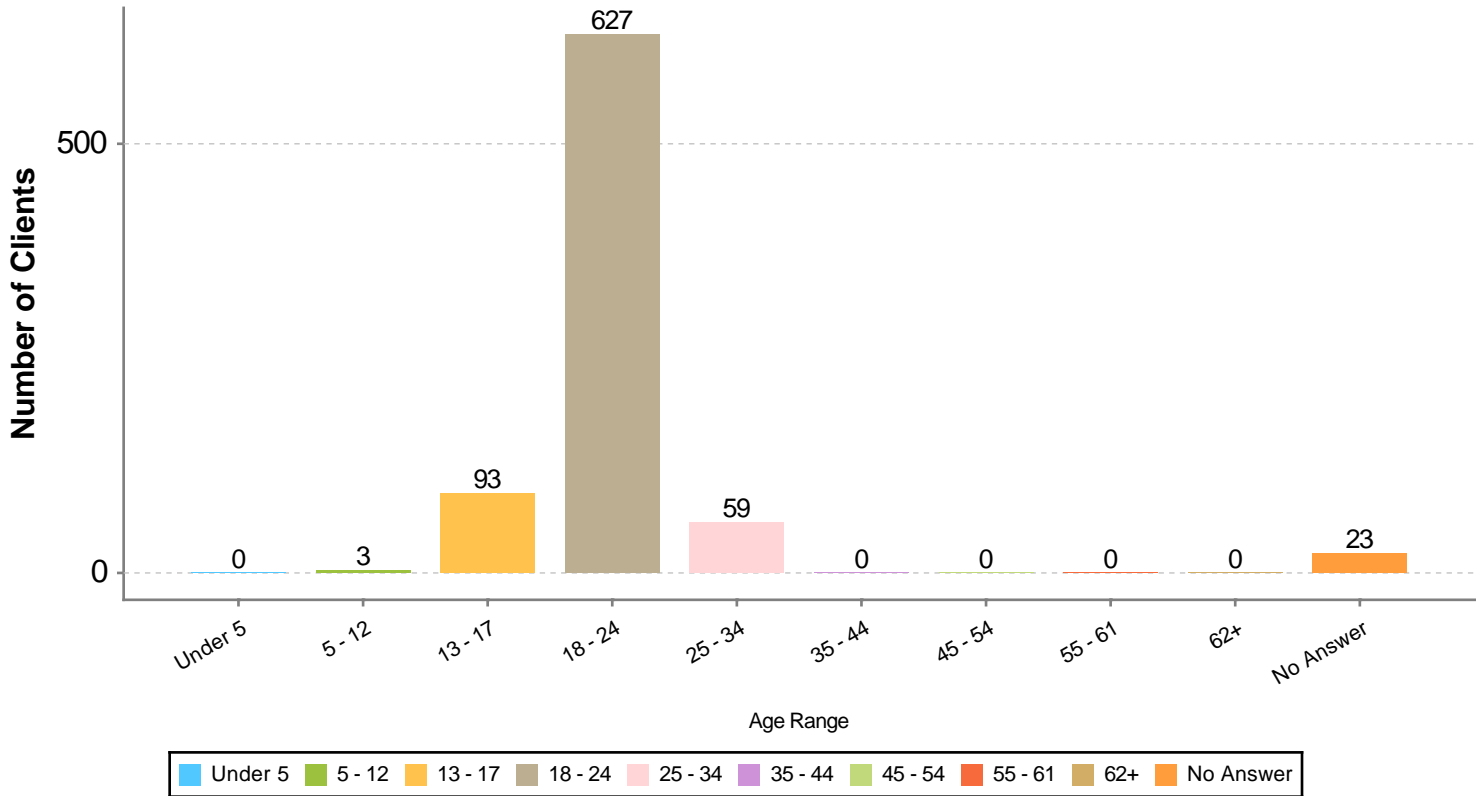


Client Demographics Report

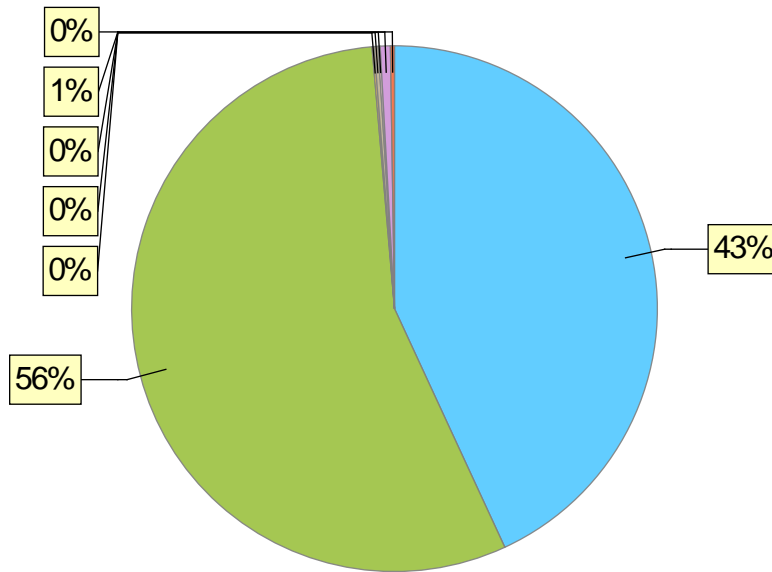
The Eddy House
 Date Range: 01/01/2019 AND 03/31/2019
 Veteran: All
 Client Project Stays: All active

Client Age Range Chart



Age Range	# of Clients
Under 5	0
5 - 12	3
13 - 17	93
18 - 24	627
25 - 34	59
35 - 44	0
45 - 54	0
55 - 61	0
62+	0
No Answer	23
Total:	805

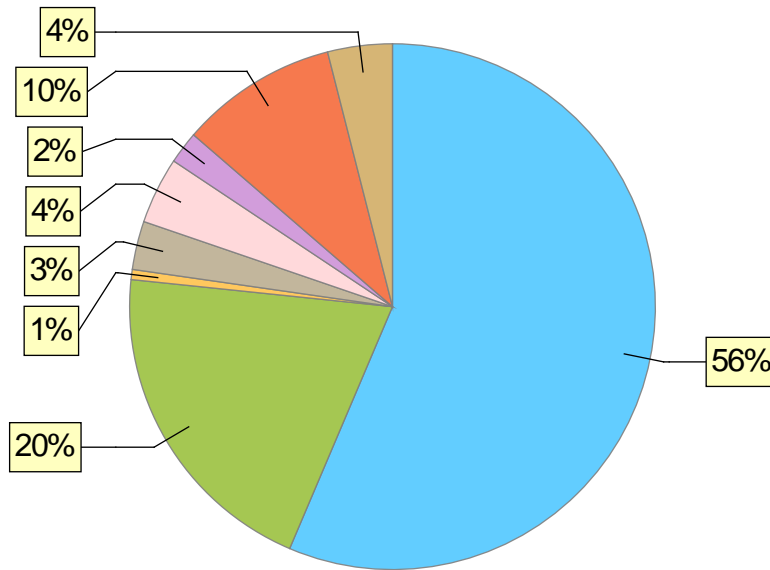
Gender



● Female
 ● Male
 ● Trans Female (MTF or Male to Female)
 ● Trans Male (FTM or Female to Male)
 ● Gender Non-Conforming (i.e. not exclusively male or female)
 ● Client doesn't know
 ● No Answer

Gender	# of Clients
Female	347
Male	447
Trans Female (MTF or Male to Female)	1
Trans Male (FTM or Female to Male)	2
Gender Non-Conforming (i.e. not exclusively male or female)	1
Client doesn't know	5
Client refused	0
No Answer	2
Total:	805

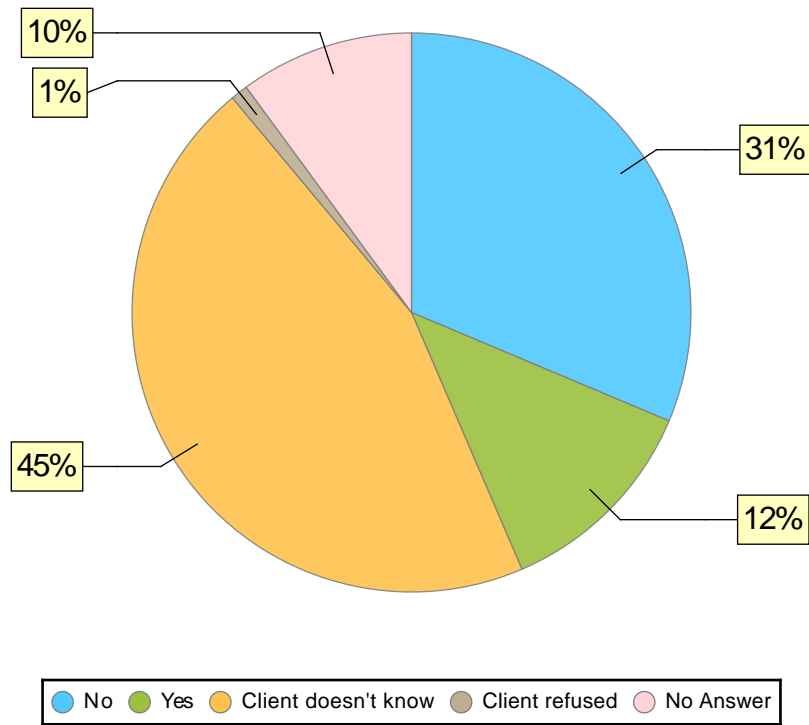
Race



● White
 ● Black or African American
 ● Asian
 ● American Indian or Alaska Native
 ● Multiple races
● Native Hawaiian or Other Pacific Islander
 ● Client Don't know / Refused
 ● No Answer

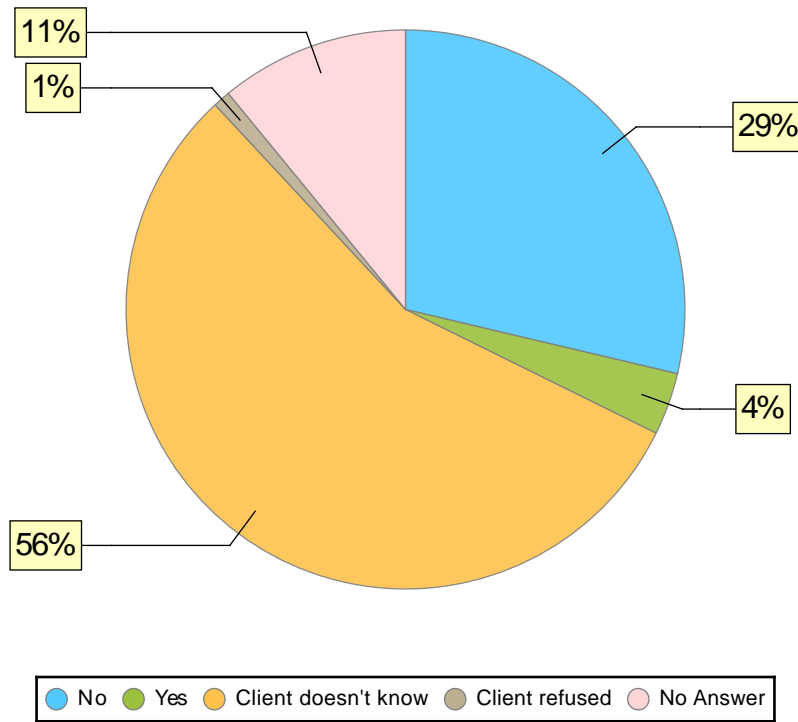
Race Demographic	# of Clients
White	454
Black or African American	163
Asian	5
American Indian or Alaska Native	24
Multiple races	33
Native Hawaiian or Other Pacific Islander	16
Client Don't know / Refused	78
No Answer	32
Total:	805

Disabled Demographic (Adults & HoHH) Chart



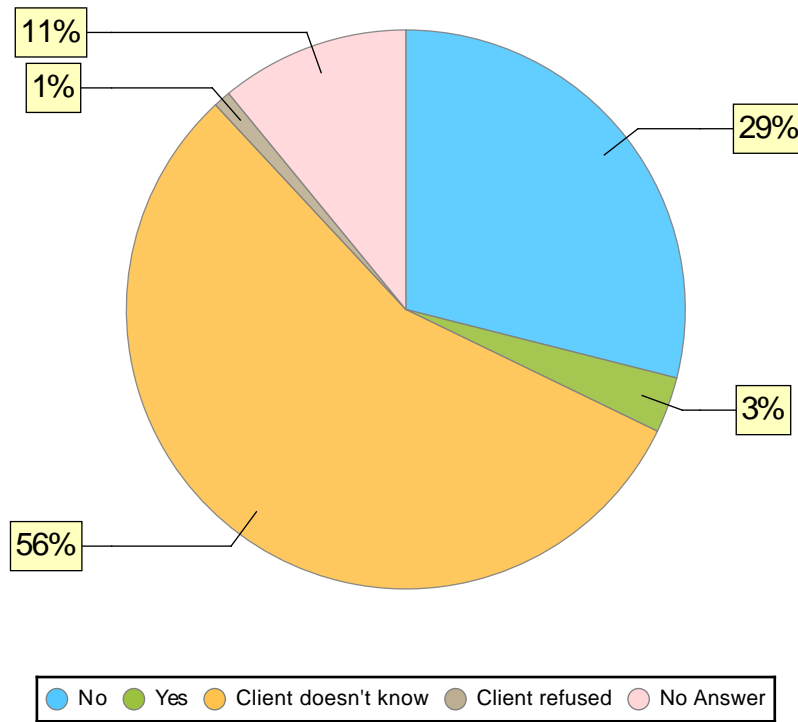
Disabled Demographic (Adults & HoHH)	# of Clients
No	252
Yes	98
Client doesn't know	365
Client refused	8
No Answer	81
Total:	804

Physical Disability Chart



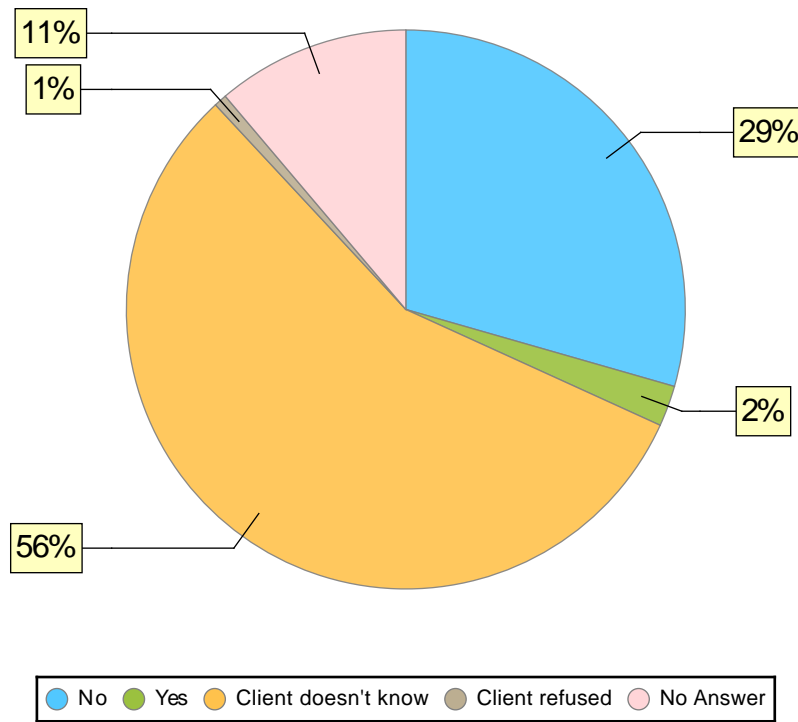
Physical Disability	# of Clients
No	231
Yes	29
Client doesn't know	449
Client refused	8
No Answer	88
Total:	805

Developmental Disability Chart



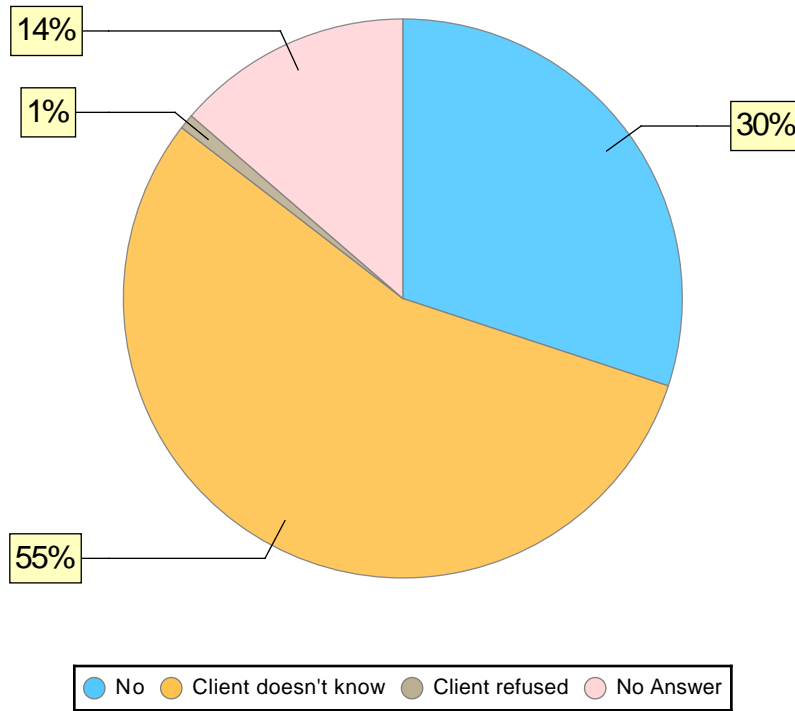
Developmental Disability	# of Clients
No	233
Yes	26
Client doesn't know	450
Client refused	8
No Answer	88
Total:	805

Chronic Health Condition Chart



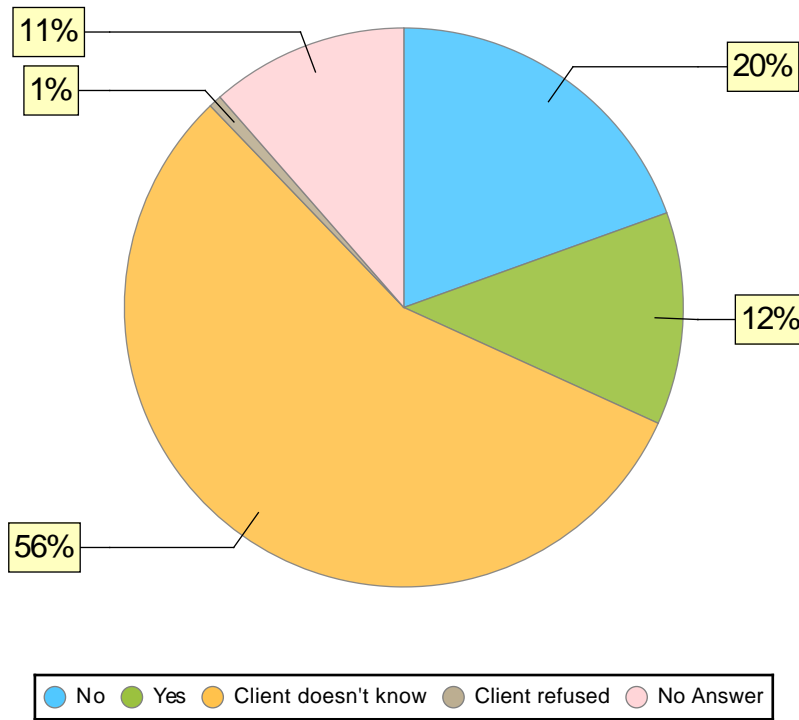
Chronic Health Condition	# of Clients
No	237
Yes	19
Client doesn't know	453
Client refused	6
No Answer	90
Total:	805

HIV/AIDS Chart



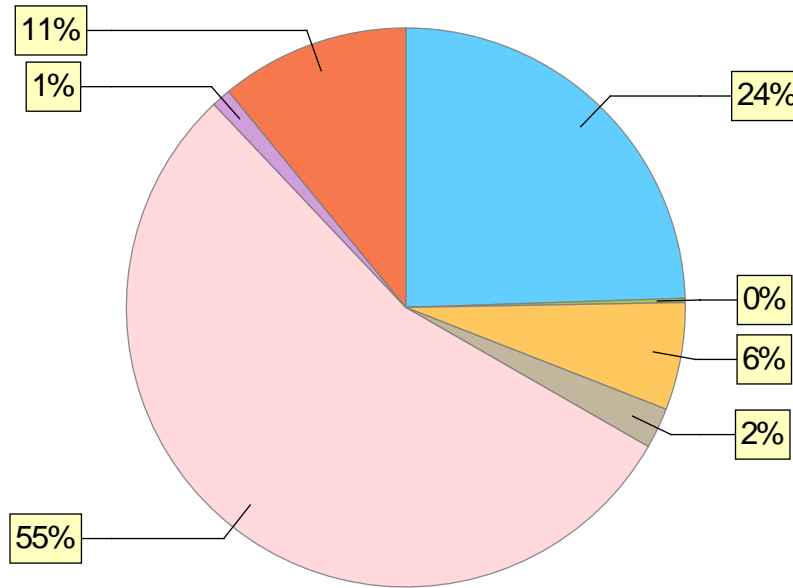
HIV/AIDS	# of Clients
No	242
Yes	0
Client doesn't know	446
Client refused	7
No Answer	110
Total:	805

Mental Health Problem Chart



Mental Health Problem	# of Clients
No	157
Yes	99
Client doesn't know	451
Client refused	6
No Answer	92
Total:	805

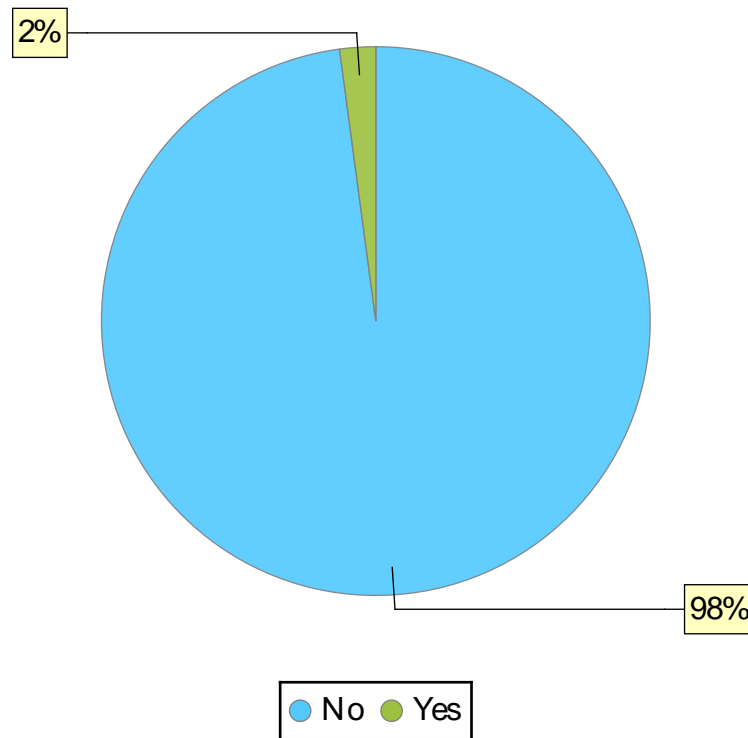
Substance Abuse Chart



● No
 ● Alcohol Abuse
 ● Drug Abuse
 ● Both Alcohol and Drug Abuse
 ● Client doesn't know
 ● Client refused
 ● No Answer

Substance Abuse	# of Clients
No	197
Alcohol Abuse	2
Drug Abuse	50
Both Alcohol and Drug Abuse	19
Client doesn't know	440
Client refused	9
No Answer	88
Total:	805

Chronic Homeless Demographic (Adults & HoH) Chart



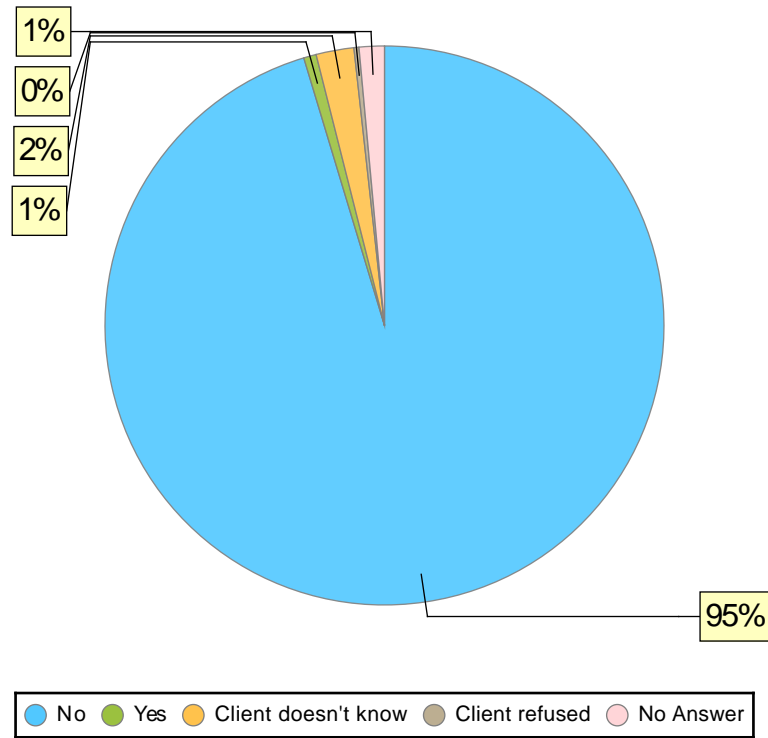
Chronic Homeless (Adults & HoH)	# of Clients
No	787
Yes	17
Client Entering From the Streets, ES, or Safe Haven	# of Clients
No	787
Yes	17
Approximate Date Started	# of Clients
365 Days or More	20
Less Than 365 Days	74
Missing	0
Not applicable	710
Times Homeless in the Past Three Years	# of Clients
One Time	19
Two Times	20
Three Times	11
Four or more times	32
Client doesn't know	5

Client Demographics Report

The Eddy House
 Date Range: 01/01/2019 AND 03/31/2019
 Veteran: All
 Client Project Stays: All active

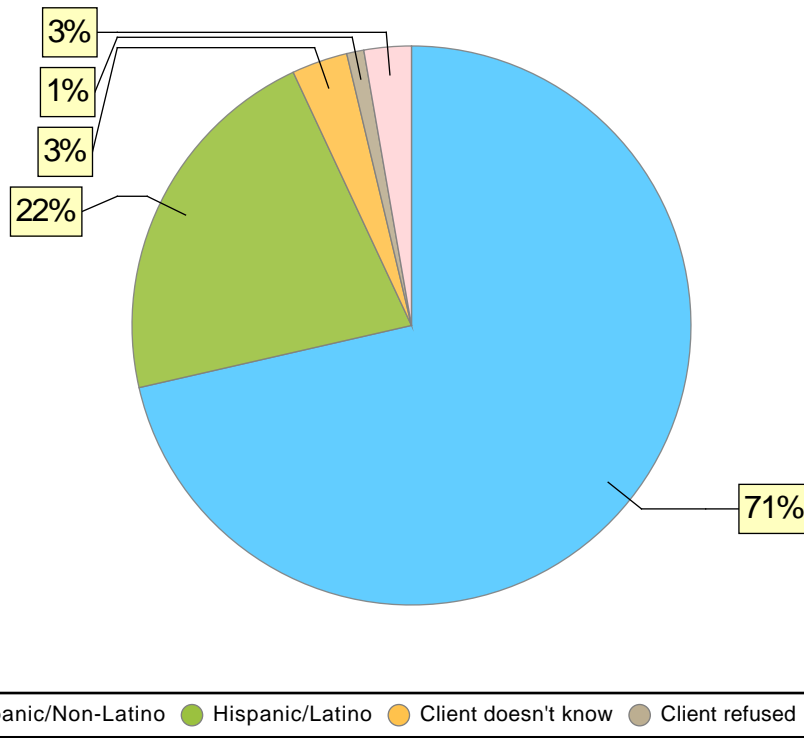
Times Homeless in the Past Three Years	# of Clients
Client refused	0
No Answer	717
Total Months Homeless in the Past Three years	# of Clients
One month (this time is the first month)	24
Two Months	8
Three Months	2
Four Months	4
Five Months	1
Six Months	4
Seven Months	0
Eight Months	1
Nine Months	0
Ten Months	3
Eleven Months	2
Twelve Months	2
More than 12 Months	28
Client doesn't know	6
Client refused	0
No Answer	7
Not Applicable	712
Total:	804

Veteran Status - Adults Only



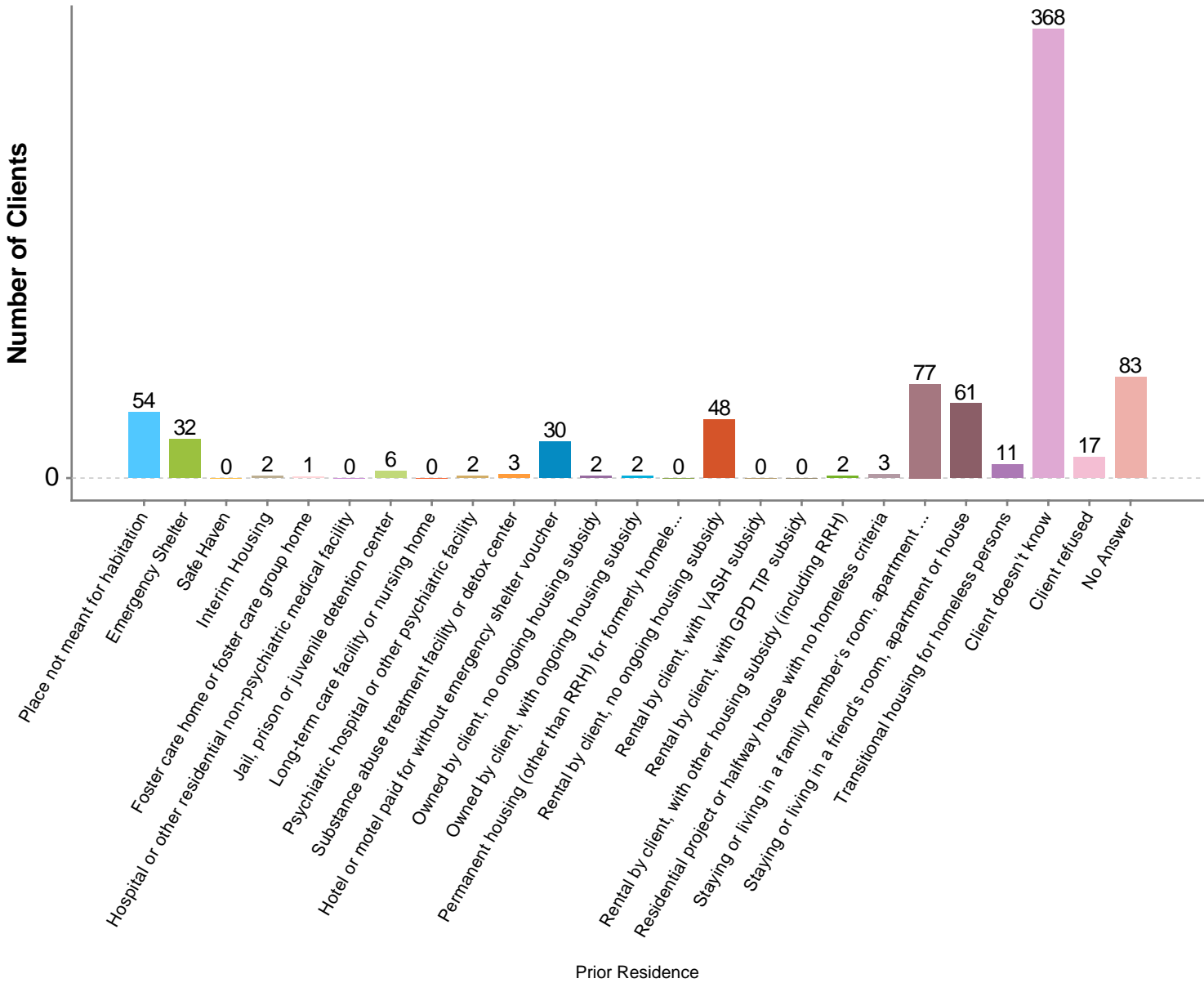
Veteran Demographic	# of Clients
No	654
Yes	5
Client doesn't know	15
Client refused	2
No Answer	10
Total:	686

Hispanic Ethnicity Demographic



Hispanic Ethnicity Demographic	# of Clients
Non-Hispanic/Non-Latino	575
Hispanic/Latino	174
Client doesn't know	26
Client refused	8
No Answer	22
Total:	805

Prior Living Situation (Adults & HoHH) Chart



Place not meant for habitation	Emergency Shelter, including hotel/motel paid for with voucher	Safe Haven	Interim Housing
Foster care home or foster care group home	Hospital or other residential non-psychiatric medical facility		
Jail, prison or juvenile detention center	Long-term care facility or nursing home	Psychiatric hospital or other psychiatric facility	
Substance abuse treatment facility or detox center	Hotel or motel paid for without emergency shelter voucher		
Owned by client, no ongoing housing subsidy	Owned by client, with ongoing housing subsidy		
Permanent housing (other than RRH) for formerly homeless persons	Rental by client, no ongoing housing subsidy		
Rental by client, with VASH subsidy	Rental by client, with GPD TIP subsidy	Rental by client, with other housing subsidy (including RRH)	
Residential project or halfway house with no homeless criteria	Staying or living in a family member's room, apartment or house		
Staying or living in a friend's room, apartment or house	Transitional housing for homeless persons	Client doesn't know	Client refused
No Answer			

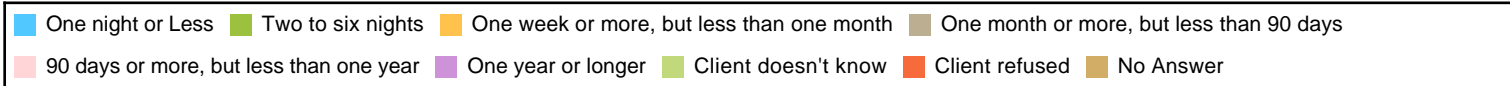
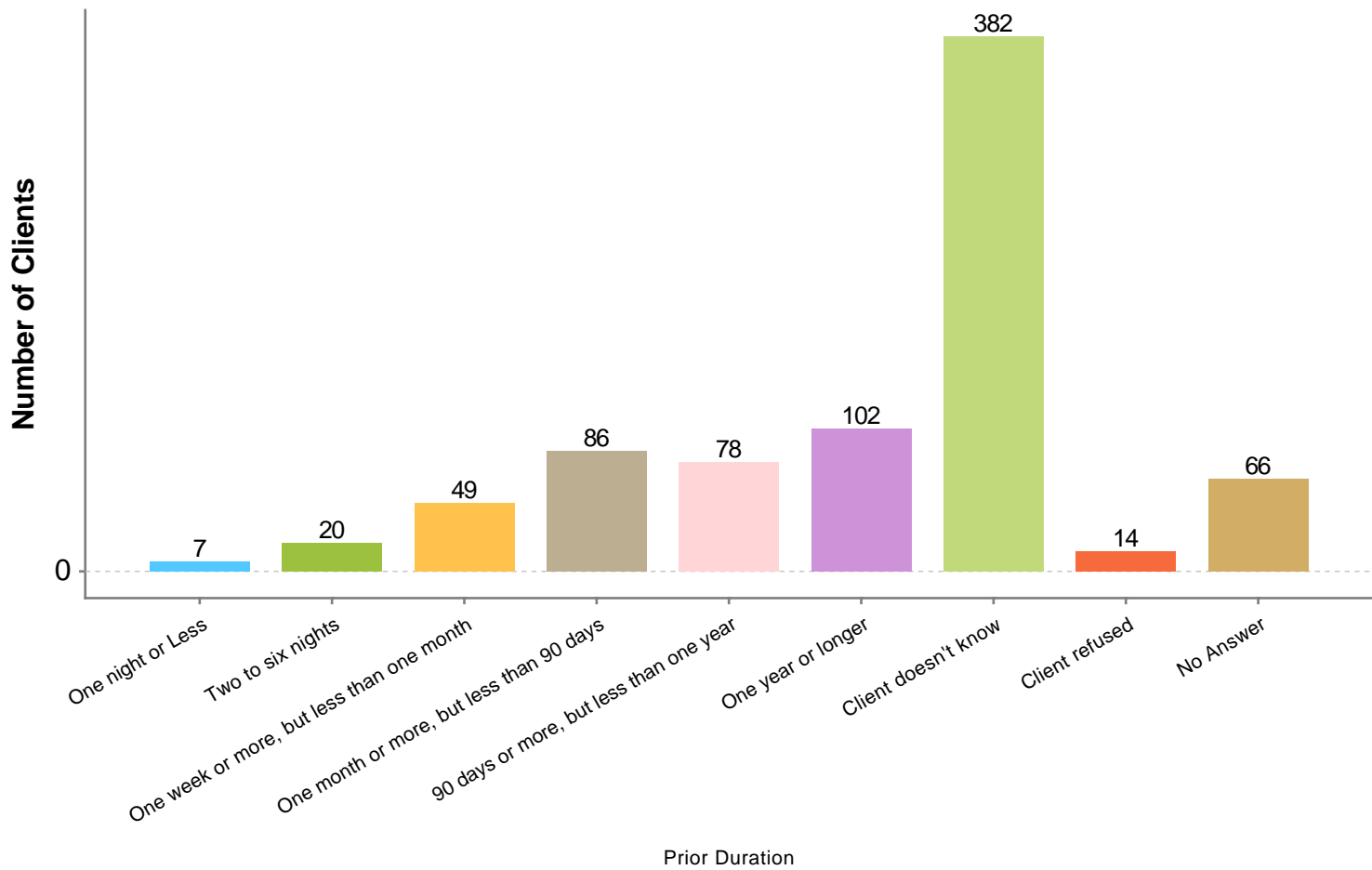
Prior Living Situation (Adults & HoHH)	# of Clients
--	--------------

Client Demographics Report

The Eddy House
 Date Range: 01/01/2019 AND 03/31/2019
 Veteran: All
 Client Project Stays: All active

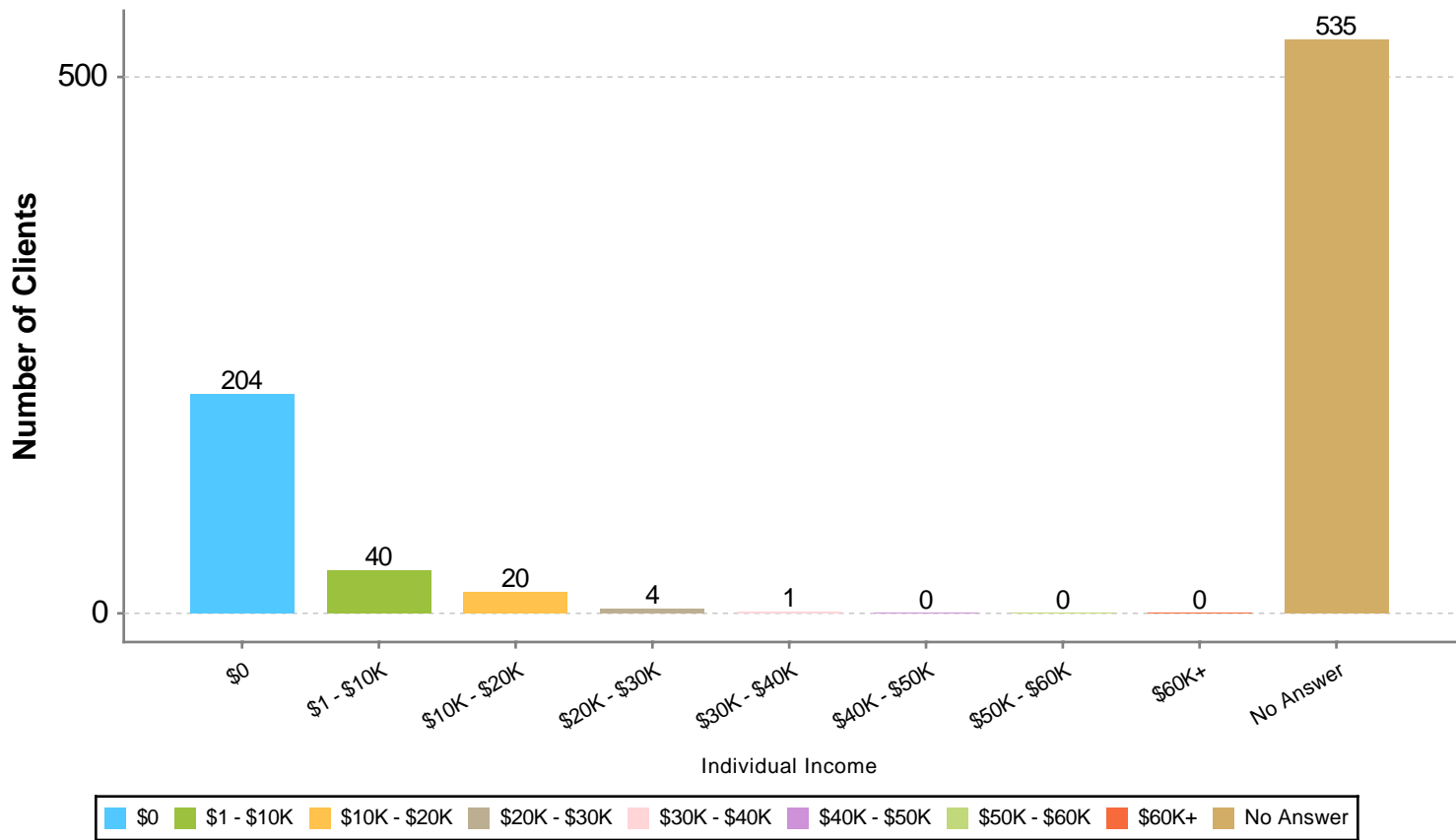
Prior Living Situation (Adults & HoHH)	# of Clients
Place not meant for habitation	54
Emergency Shelter, including hotel/motel paid for with voucher	32
Safe Haven	0
Interim Housing	2
Foster care home or foster care group home	1
Hospital or other residential non-psychiatric medical facility	0
Jail, prison or juvenile detention center	6
Long-term care facility or nursing home	0
Psychiatric hospital or other psychiatric facility	2
Substance abuse treatment facility or detox center	3
Hotel or motel paid for without emergency shelter voucher	30
Owned by client, no ongoing housing subsidy	2
Owned by client, with ongoing housing subsidy	2
Permanent housing (other than RRH) for formerly homeless persons	0
Rental by client, no ongoing housing subsidy	48
Rental by client, with VASH subsidy	0
Rental by client, with GPD TIP subsidy	0
Rental by client, with other housing subsidy (including RRH)	2
Residential project or halfway house with no homeless criteria	3
Staying or living in a family member's room, apartment or house	77
Staying or living in a friend's room, apartment or house	61
Transitional housing for homeless persons	11
Client doesn't know	368
Client refused	17
No Answer	83
Total:	804

Prior Living Duration (Adults & HoHH) Chart



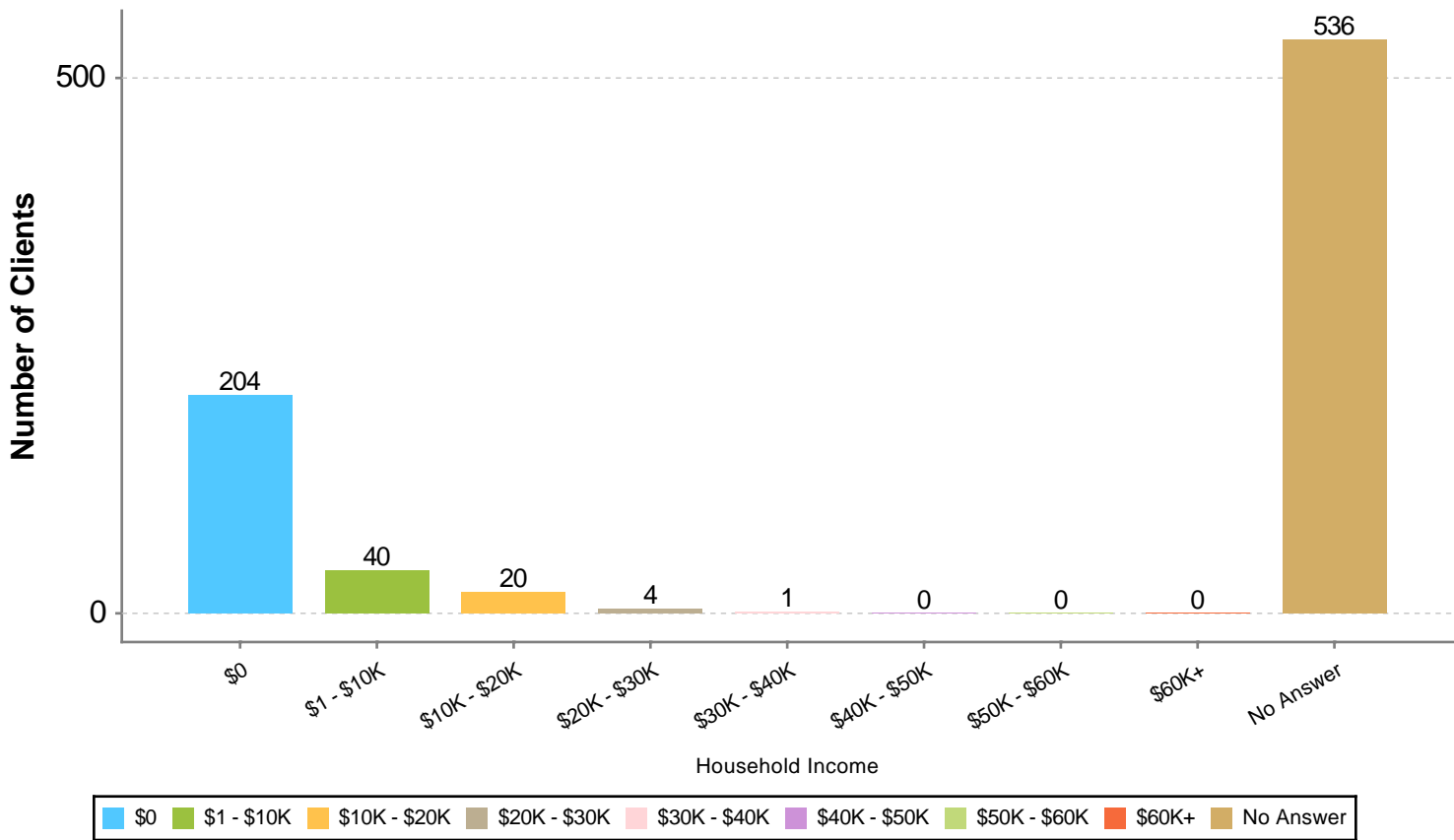
Prior Living Duration (Adults & HoHH)	# of Clients
One night or Less	7
Two to six nights	20
One week or more, but less than one month	49
One month or more, but less than 90 days	86
90 days or more, but less than one year	78
One year or longer	102
Client doesn't know	382
Client refused	14
No Answer	66
Total:	804

Individual Income (Adults & HoHH) Chart



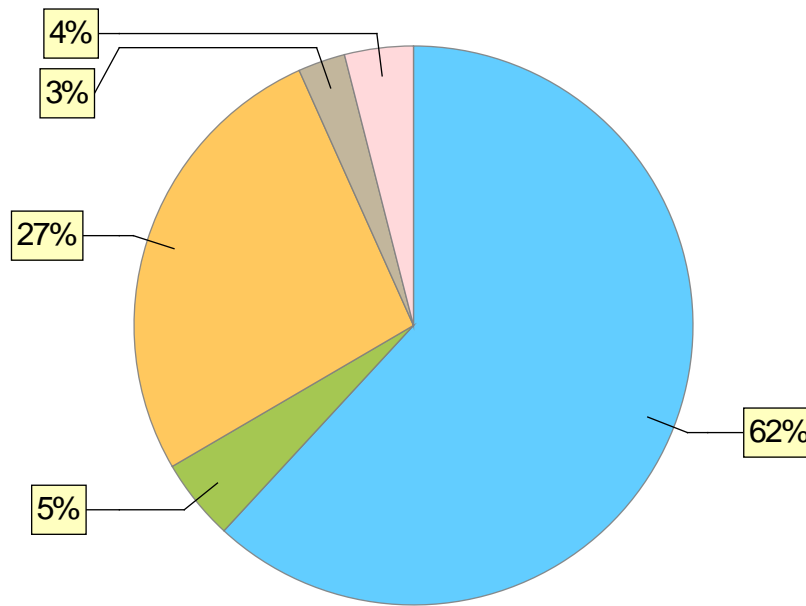
Individual Income (Adults & HoHH)	# of Clients
\$0	204
\$1 - \$10K	40
\$10K - \$20K	20
\$20K - \$30K	4
\$30K - \$40K	1
\$40K - \$50K	0
\$50K - \$60K	0
\$60K+	0
No Answer	535
Total:	804

Household Income Chart



Household Income	# of Clients
\$0	204
\$1 - \$10K	40
\$10K - \$20K	20
\$20K - \$30K	4
\$30K - \$40K	1
\$40K - \$50K	0
\$50K - \$60K	0
\$60K+	0
No Answer	536
Total:	805

SSN Validity Chart



● Full SSN Reported
 ● Approximate or partial SSN reported
 ● Client doesn't know
 ● Client refused
 ● No Answer

SSN Validity	# of Clients
Full SSN Reported	498
Approximate or partial SSN reported	38
Client doesn't know	215
Client refused	22
No Answer	32
Total:	805

Client Demographics Report

The Eddy House

Date Range: 01/01/2019 AND 03/31/2019

Veteran: All

Client Project Stays: All active

Programs

Homeless Prevention

The Eddy House - Homeless Prevention