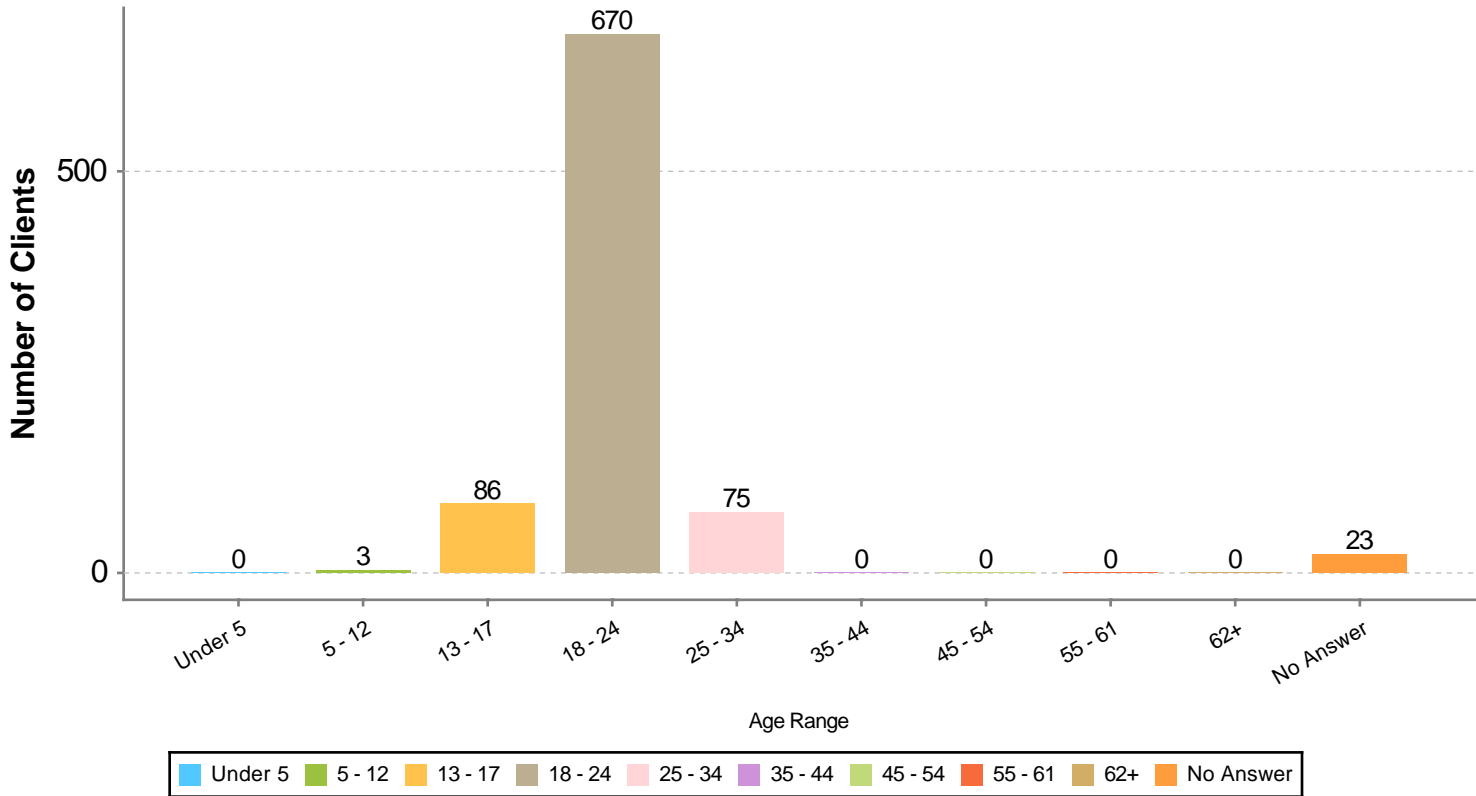


Client Demographics Report

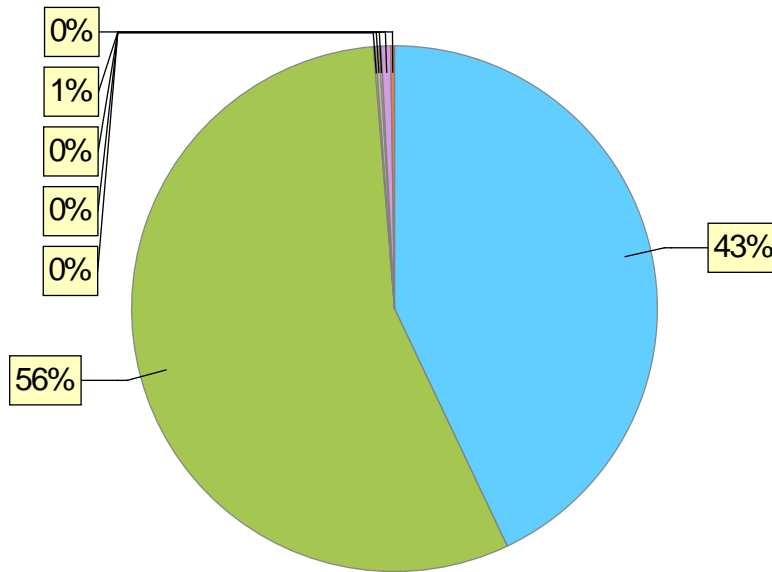
The Eddy House
 Date Range: 04/01/2019 AND 06/30/2019
 Veteran: All
 Client Project Stays: All active

Client Age Range Chart



Age Range	# of Clients
Under 5	0
5 - 12	3
13 - 17	86
18 - 24	670
25 - 34	75
35 - 44	0
45 - 54	0
55 - 61	0
62+	0
No Answer	23
Total:	857

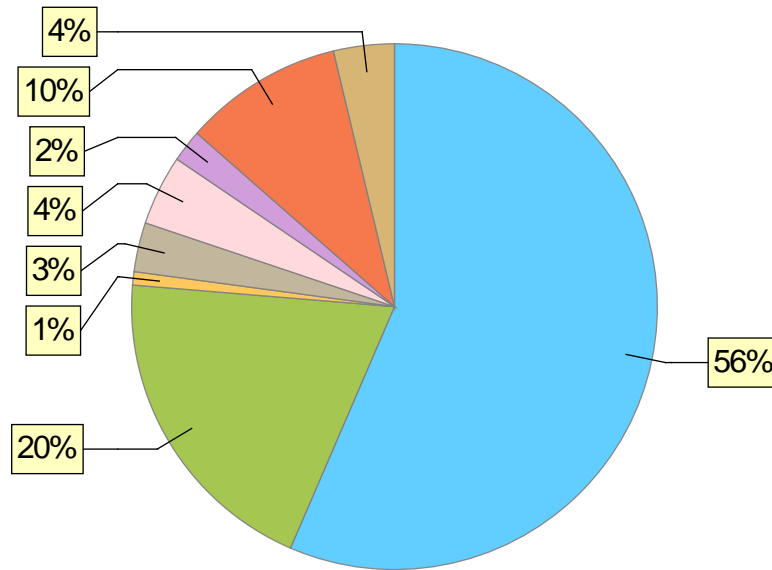
Gender



● Female
 ● Male
 ● Trans Female (MTF or Male to Female)
 ● Trans Male (FTM or Female to Male)
 ● Gender Non-Conforming (i.e. not exclusively male or female)
 ● Client doesn't know
 ● No Answer

Gender	# of Clients
Female	368
Male	478
Trans Female (MTF or Male to Female)	1
Trans Male (FTM or Female to Male)	2
Gender Non-Conforming (i.e. not exclusively male or female)	1
Client doesn't know	5
Client refused	0
No Answer	2
Total:	857

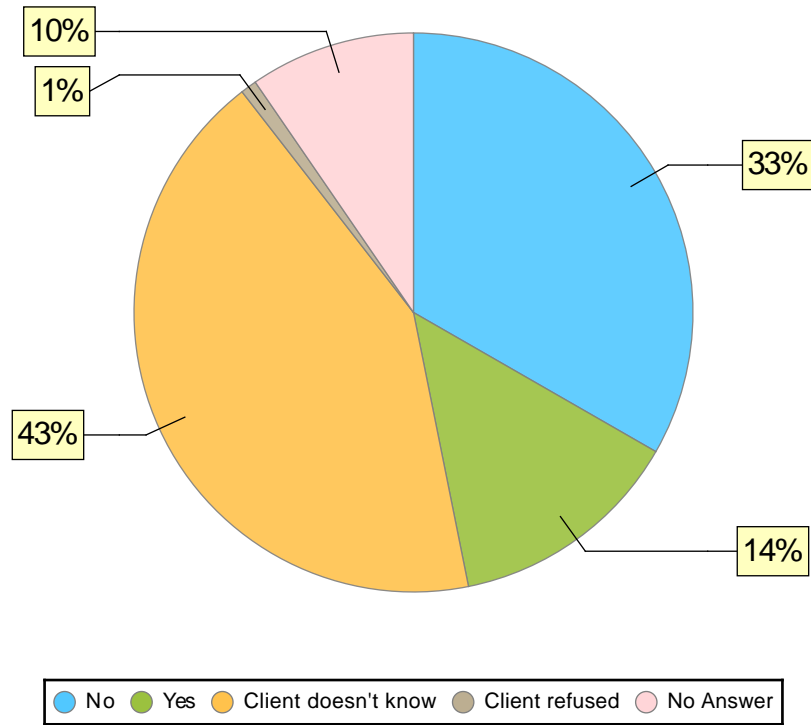
Race



● White
 ● Black or African American
 ● Asian
 ● American Indian or Alaska Native
 ● Multiple races
● Native Hawaiian or Other Pacific Islander
 ● Client Don't know / Refused
 ● No Answer

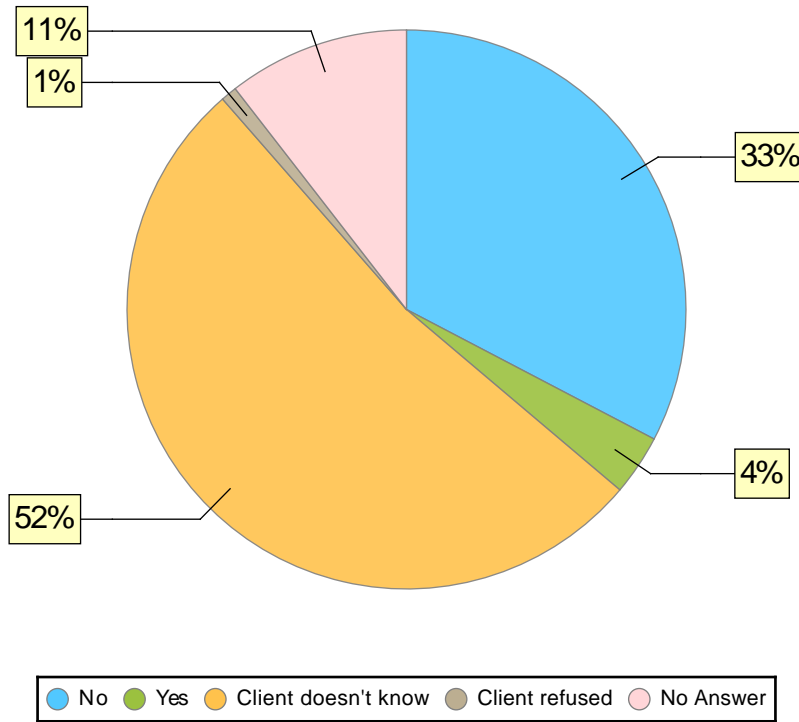
Race Demographic	# of Clients
White	484
Black or African American	170
Asian	7
American Indian or Alaska Native	26
Multiple races	37
Native Hawaiian or Other Pacific Islander	17
Client Don't know / Refused	84
No Answer	32
Total:	857

Disabled Demographic (Adults & HoHH) Chart



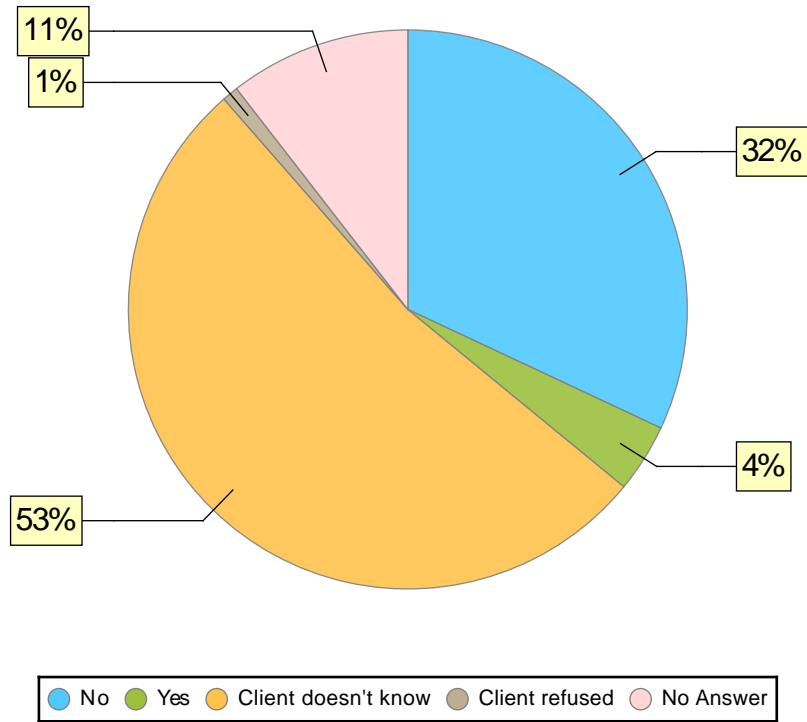
Disabled Demographic (Adults & HoHH)	# of Clients
No	285
Yes	116
Client doesn't know	365
Client refused	8
No Answer	82
Total:	856

Physical Disability Chart



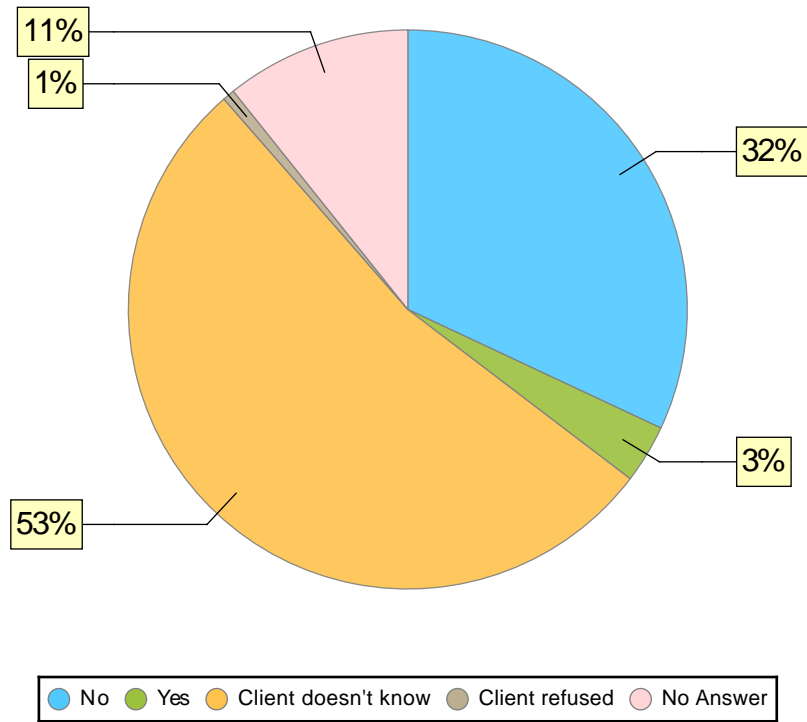
Physical Disability	# of Clients
No	280
Yes	30
Client doesn't know	449
Client refused	8
No Answer	90
Total:	857

Developmental Disability Chart



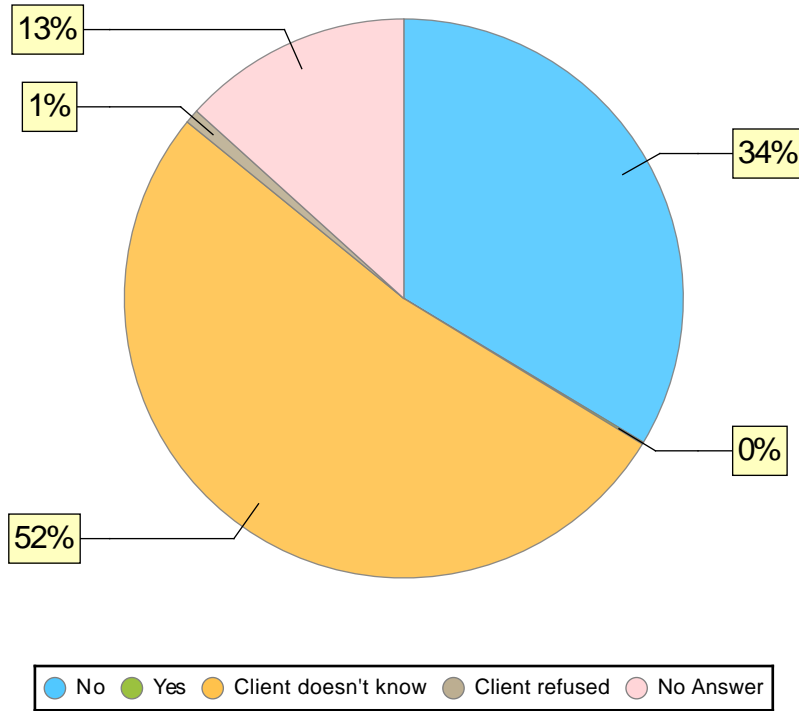
Developmental Disability	# of Clients
No	274
Yes	34
Client doesn't know	451
Client refused	8
No Answer	90
Total:	857

Chronic Health Condition Chart



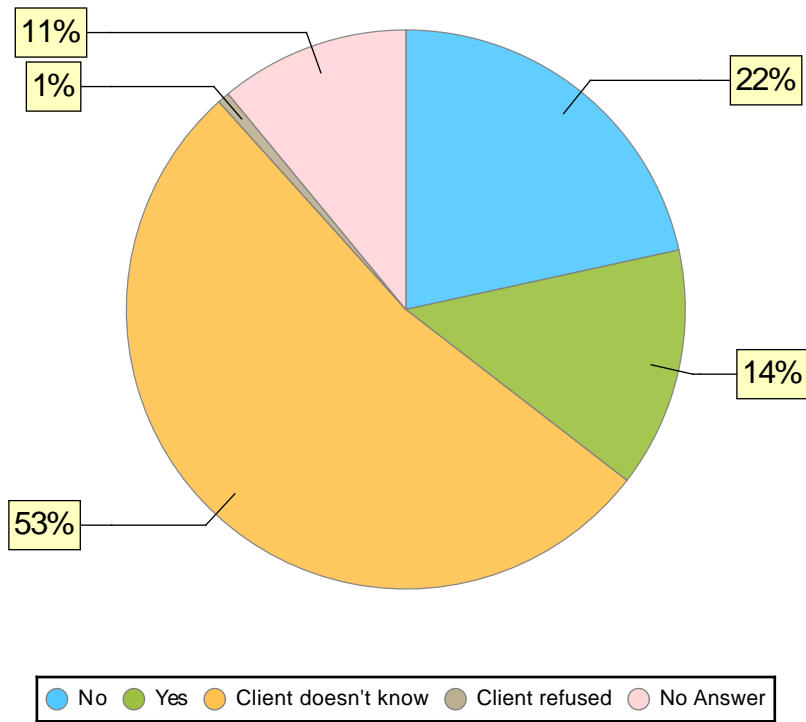
Chronic Health Condition	# of Clients
No	274
Yes	29
Client doesn't know	456
Client refused	6
No Answer	92
Total:	857

HIV/AIDS Chart



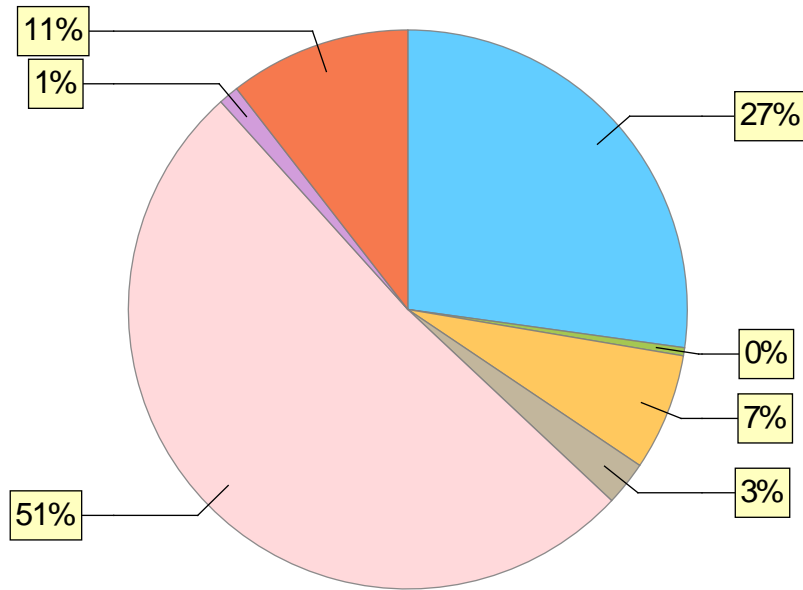
HIV/AIDS	# of Clients
No	288
Yes	1
Client doesn't know	447
Client refused	7
No Answer	114
Total:	857

Mental Health Problem Chart



Mental Health Problem	# of Clients
No	185
Yes	119
Client doesn't know	453
Client refused	6
No Answer	94
Total:	857

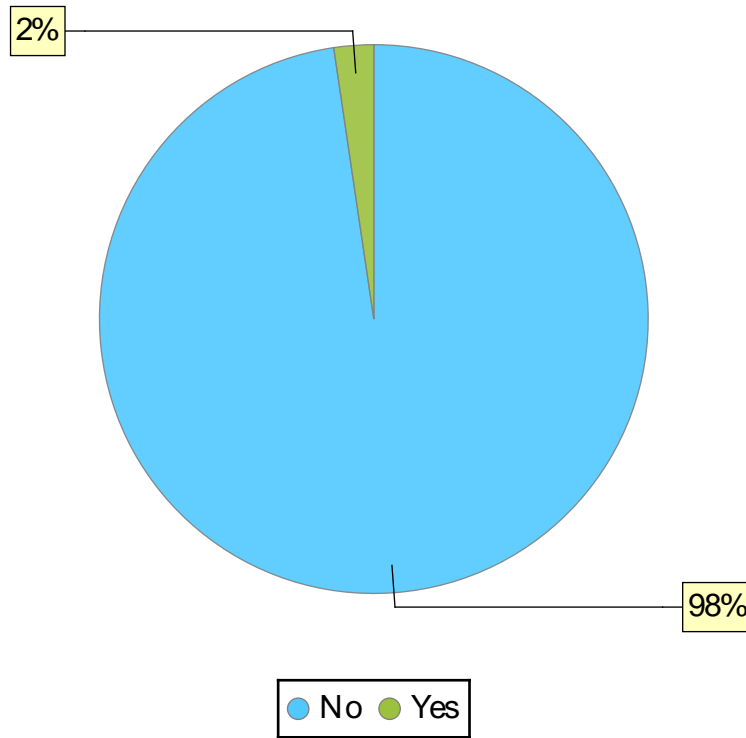
Substance Abuse Chart



● No
 ● Alcohol Abuse
 ● Drug Abuse
 ● Both Alcohol and Drug Abuse
 ● Client doesn't know
 ● Client refused
 ● No Answer

Substance Abuse	# of Clients
No	233
Alcohol Abuse	4
Drug Abuse	58
Both Alcohol and Drug Abuse	22
Client doesn't know	440
Client refused	10
No Answer	90
Total:	857

Chronic Homeless Demographic (Adults & HoH) Chart



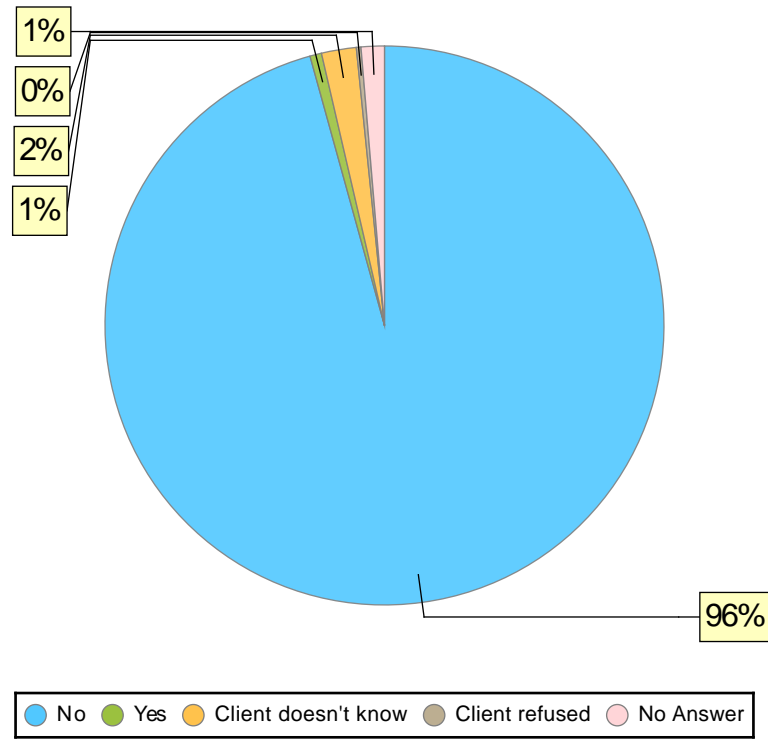
Chronic Homeless (Adults & HoH)	# of Clients
No	836
Yes	20
Client Entering From the Streets, ES, or Safe Haven	# of Clients
No	836
Yes	20
Approximate Date Started	# of Clients
365 Days or More	25
Less Than 365 Days	92
Missing	0
Not applicable	739
Times Homeless in the Past Three Years	# of Clients
One Time	27
Two Times	25
Three Times	13
Four or more times	40
Client doesn't know	5

Client Demographics Report

The Eddy House
 Date Range: 04/01/2019 AND 06/30/2019
 Veteran: All
 Client Project Stays: All active

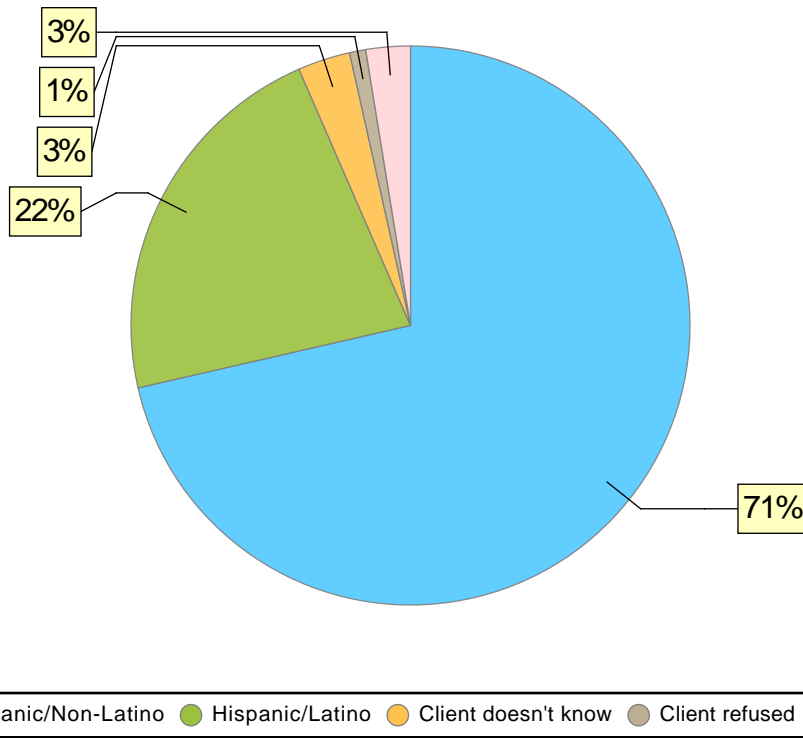
Times Homeless in the Past Three Years	# of Clients
Client refused	0
No Answer	746
Total Months Homeless in the Past Three years	# of Clients
One month (this time is the first month)	31
Two Months	10
Three Months	5
Four Months	4
Five Months	1
Six Months	8
Seven Months	0
Eight Months	1
Nine Months	0
Ten Months	3
Eleven Months	2
Twelve Months	3
More than 12 Months	34
Client doesn't know	6
Client refused	0
No Answer	7
Not Applicable	741
Total:	856

Veteran Status - Adults Only



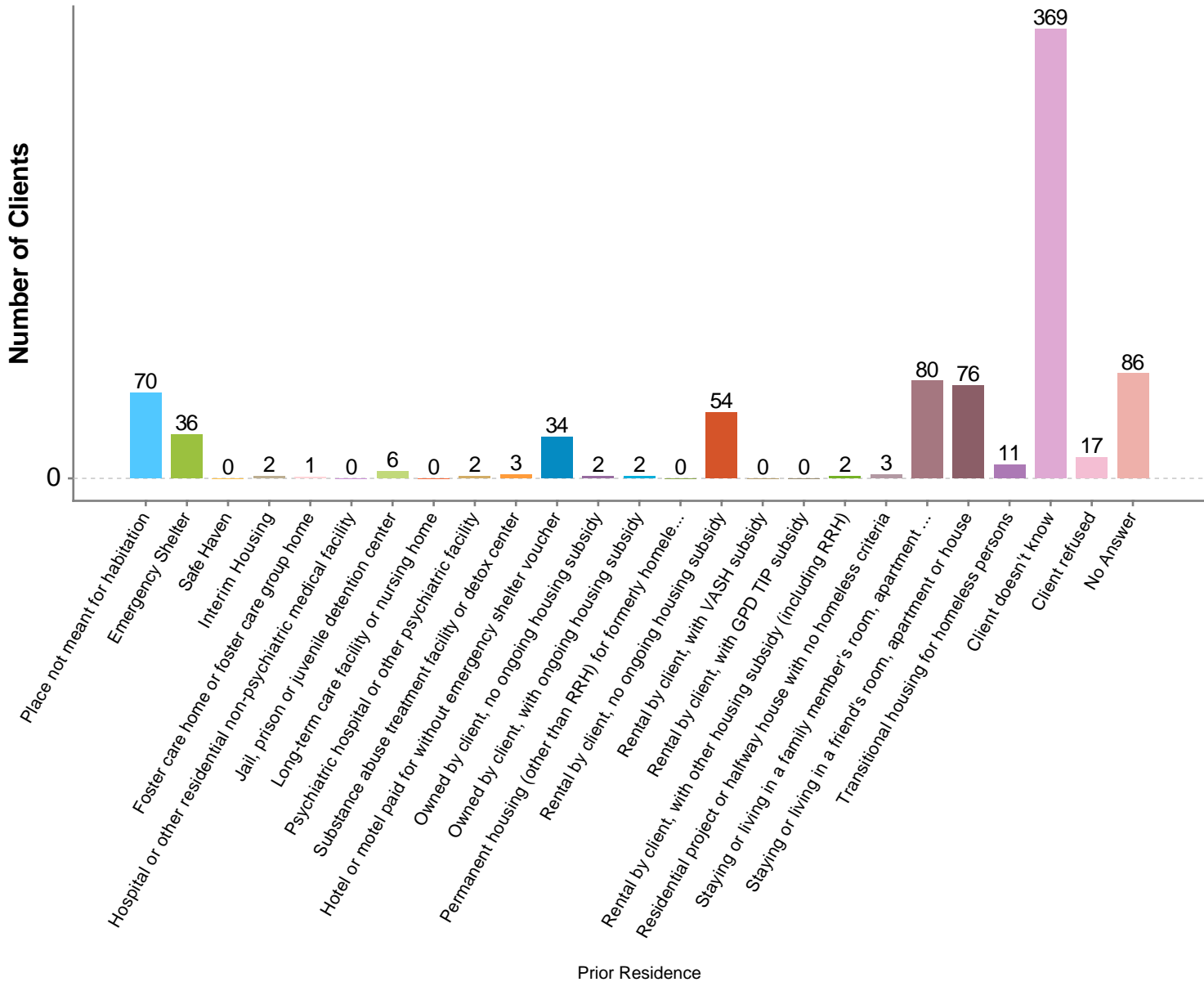
Veteran Demographic	# of Clients
No	713
Yes	5
Client doesn't know	15
Client refused	2
No Answer	10
Total:	745

Hispanic Ethnicity Demographic



Hispanic Ethnicity Demographic	# of Clients
Non-Hispanic/Non-Latino	612
Hispanic/Latino	189
Client doesn't know	26
Client refused	8
No Answer	22
Total:	857

Prior Living Situation (Adults & HoHH) Chart



Place not meant for habitation	Emergency Shelter, including hotel/motel paid for with voucher	Safe Haven	Interim Housing
Foster care home or foster care group home	Hospital or other residential non-psychiatric medical facility		
Jail, prison or juvenile detention center	Long-term care facility or nursing home	Psychiatric hospital or other psychiatric facility	
Substance abuse treatment facility or detox center	Hotel or motel paid for without emergency shelter voucher		
Owned by client, no ongoing housing subsidy	Owned by client, with ongoing housing subsidy		
Permanent housing (other than RRH) for formerly homeless persons	Rental by client, no ongoing housing subsidy		
Rental by client, with VASH subsidy	Rental by client, with GPD TIP subsidy	Rental by client, with other housing subsidy (including RRH)	
Residential project or halfway house with no homeless criteria	Staying or living in a family member's room, apartment or house		
Staying or living in a friend's room, apartment or house	Transitional housing for homeless persons	Client doesn't know	Client refused
No Answer			

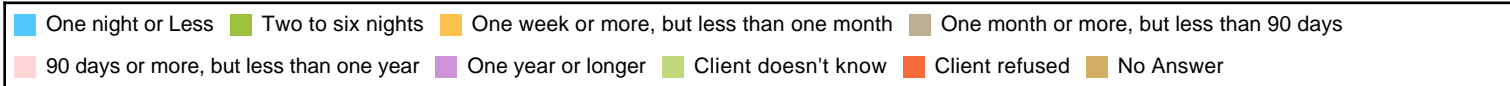
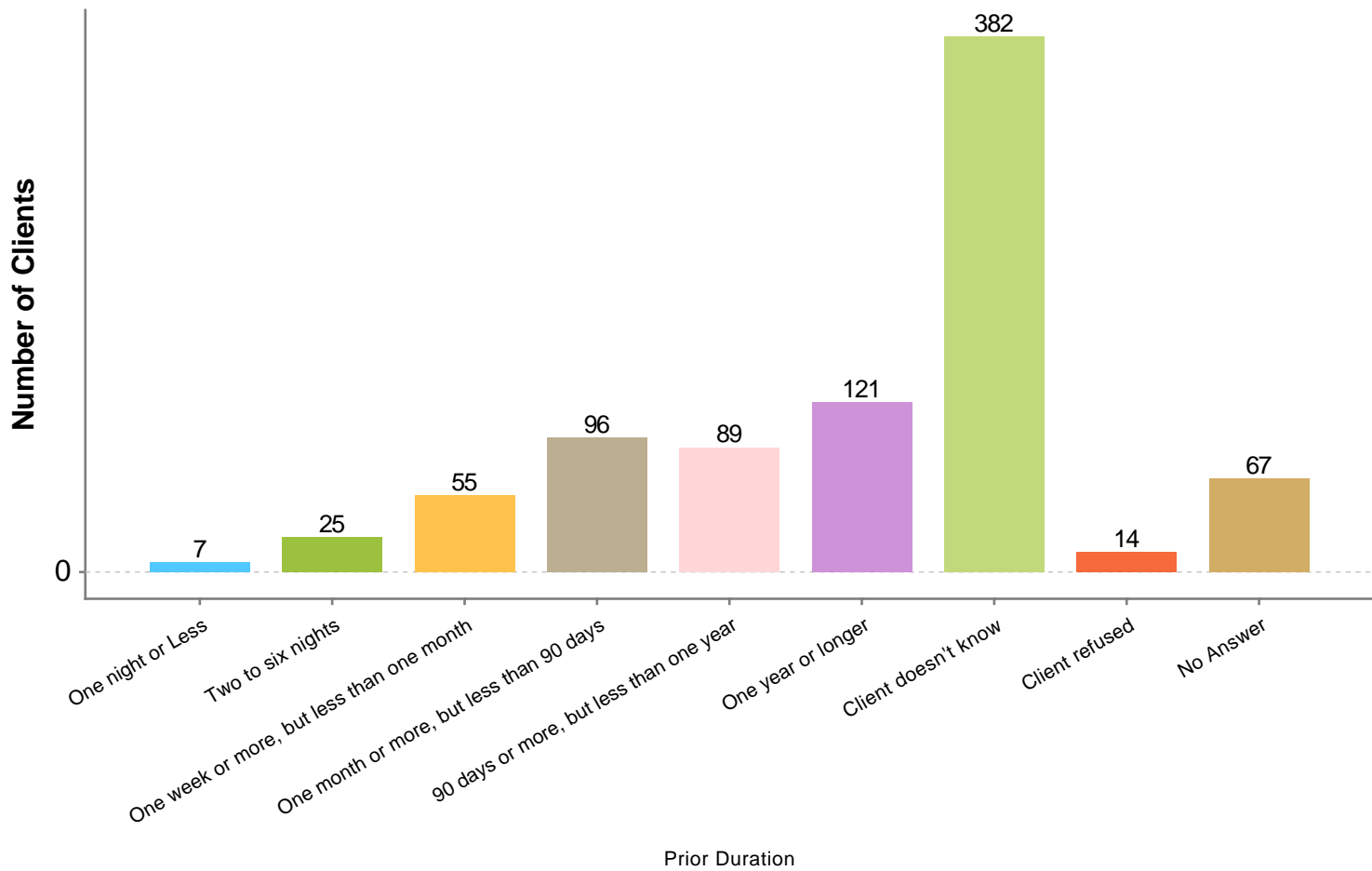
Prior Living Situation (Adults & HoHH)	# of Clients
--	--------------

Client Demographics Report

The Eddy House
 Date Range: 04/01/2019 AND 06/30/2019
 Veteran: All
 Client Project Stays: All active

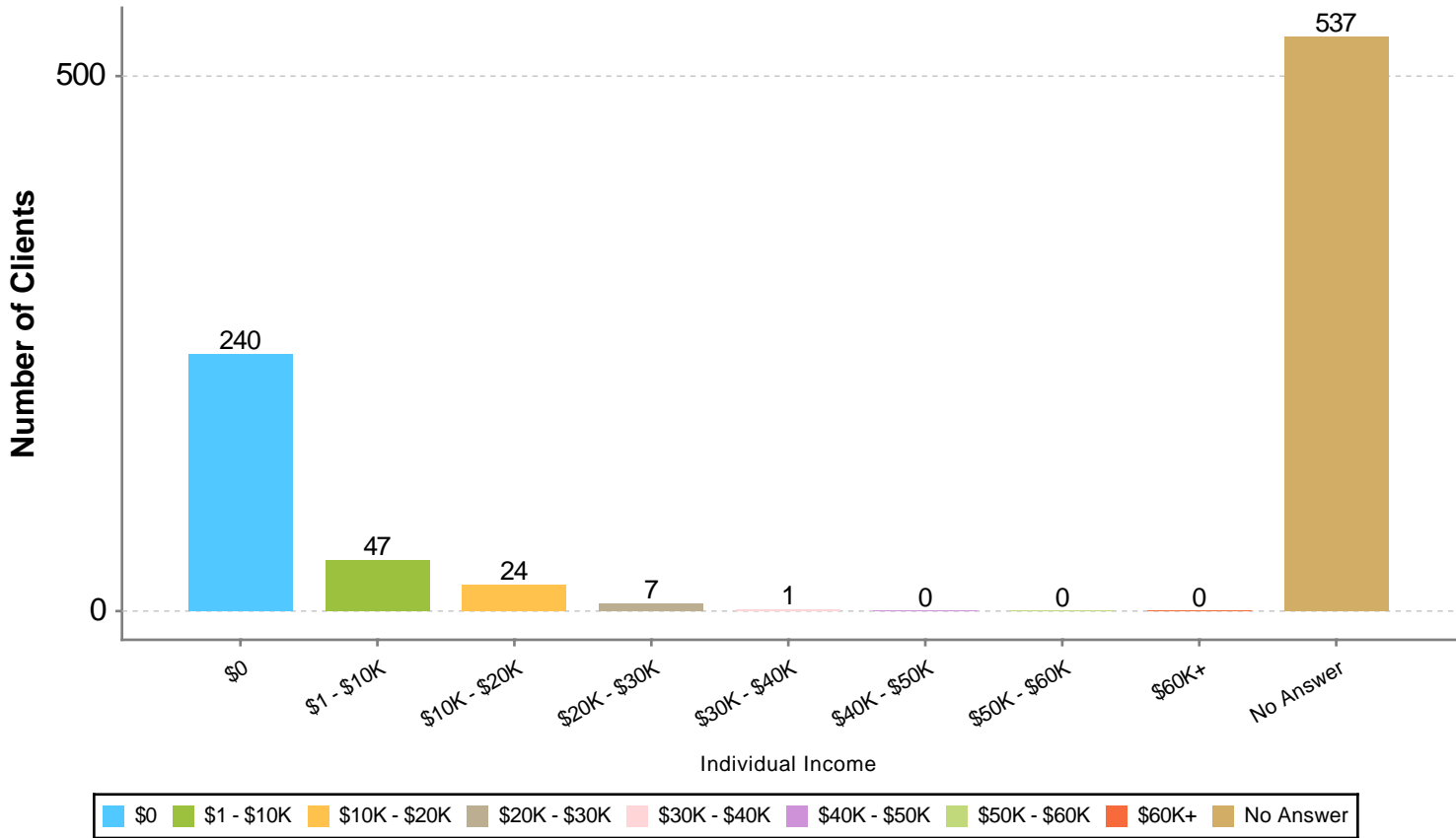
Prior Living Situation (Adults & HoHH)	# of Clients
Place not meant for habitation	70
Emergency Shelter, including hotel/motel paid for with voucher	36
Safe Haven	0
Interim Housing	2
Foster care home or foster care group home	1
Hospital or other residential non-psychiatric medical facility	0
Jail, prison or juvenile detention center	6
Long-term care facility or nursing home	0
Psychiatric hospital or other psychiatric facility	2
Substance abuse treatment facility or detox center	3
Hotel or motel paid for without emergency shelter voucher	34
Owned by client, no ongoing housing subsidy	2
Owned by client, with ongoing housing subsidy	2
Permanent housing (other than RRH) for formerly homeless persons	0
Rental by client, no ongoing housing subsidy	54
Rental by client, with VASH subsidy	0
Rental by client, with GPD TIP subsidy	0
Rental by client, with other housing subsidy (including RRH)	2
Residential project or halfway house with no homeless criteria	3
Staying or living in a family member's room, apartment or house	80
Staying or living in a friend's room, apartment or house	76
Transitional housing for homeless persons	11
Client doesn't know	369
Client refused	17
No Answer	86
Total:	856

Prior Living Duration (Adults & HoHH) Chart



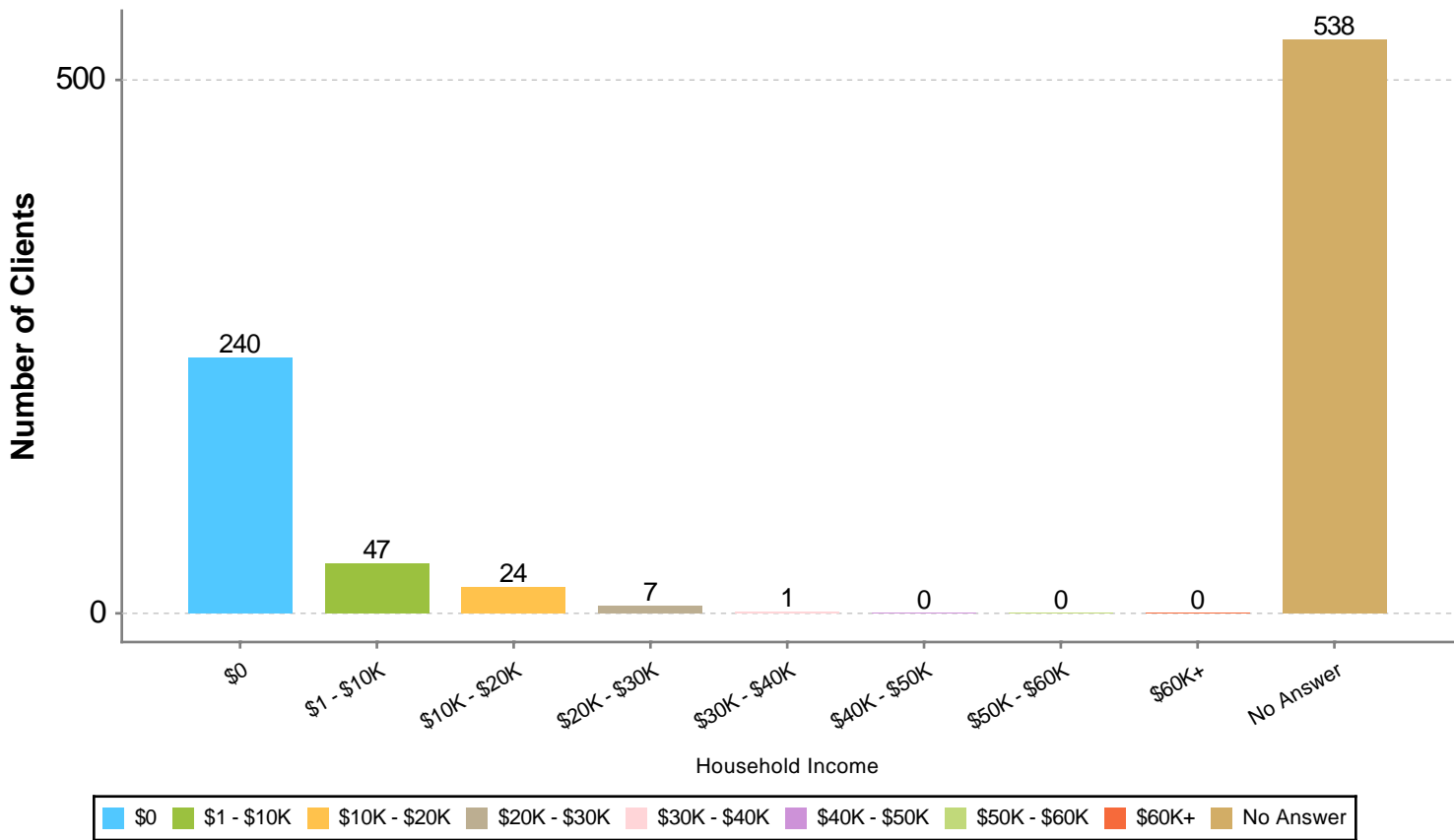
Prior Living Duration (Adults & HoHH)	# of Clients
One night or Less	7
Two to six nights	25
One week or more, but less than one month	55
One month or more, but less than 90 days	96
90 days or more, but less than one year	89
One year or longer	121
Client doesn't know	382
Client refused	14
No Answer	67
Total:	856

Individual Income (Adults & HoHH) Chart



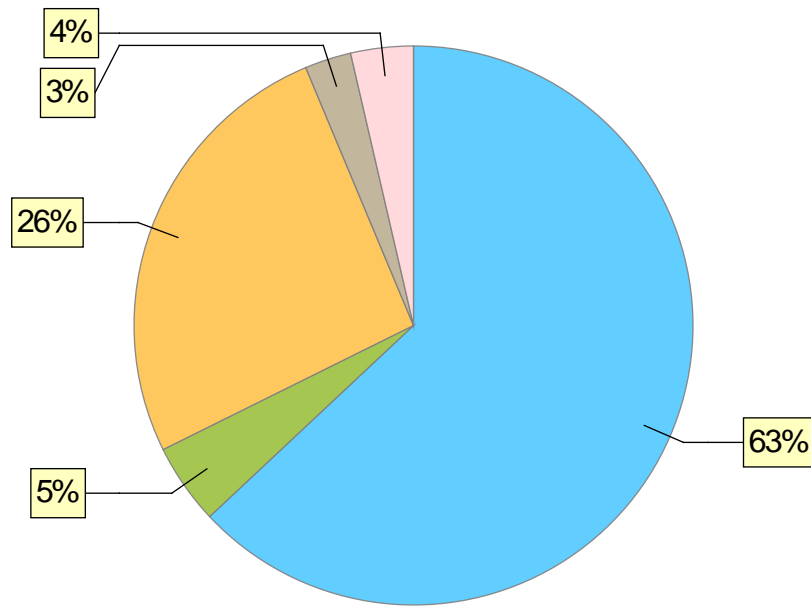
Individual Income (Adults & HoHH)	# of Clients
\$0	240
\$1 - \$10K	47
\$10K - \$20K	24
\$20K - \$30K	7
\$30K - \$40K	1
\$40K - \$50K	0
\$50K - \$60K	0
\$60K+	0
No Answer	537
Total:	856

Household Income Chart



Household Income	# of Clients
\$0	240
\$1 - \$10K	47
\$10K - \$20K	24
\$20K - \$30K	7
\$30K - \$40K	1
\$40K - \$50K	0
\$50K - \$60K	0
\$60K+	0
No Answer	538
Total:	857

SSN Validity Chart



● Full SSN Reported
 ● Approximate or partial SSN reported
 ● Client doesn't know
 ● Client refused
 ● No Answer

SSN Validity	# of Clients
Full SSN Reported	540
Approximate or partial SSN reported	40
Client doesn't know	223
Client refused	23
No Answer	31
Total:	857

Client Demographics Report

The Eddy House

Date Range: 04/01/2019 AND 06/30/2019

Veteran: All

Client Project Stays: All active

Programs

Homeless Prevention

The Eddy House - Homeless Prevention

PH - Rapid Re-Housing

The Eddy House - RRH